

Hello!  
We are the *All Sorts!*  
We will be with you  
throughout the school year  
to help you reach all  
your top goals  
in English!



# TopGoal!

**Mc  
Graw  
Hill**

Nico Dantaz Rachel Finnie

**2**



## **Top Goal, Student Book 2**

Published by McGraw-Hill Education (UK) Limited  
Unit 4, Foundation Park,  
Roxborough Way,  
Maidenhead SL6 3UD  
T: +44 (0) 1628 502500  
Website: [www.mheducation.co.uk](http://www.mheducation.co.uk)

## **British Library Cataloguing in Publication Data**

A catalogue record for this book is available from the British Library.

Academic Design and Course Consultants: Nico Dantaz and Rachel Finnie  
Content Development and Editorial Production: The Content Station Ltd.  
Design and Layout: The Content Station Ltd.  
Cover Design: Vicky Xinou – purple  
Audio Production: Bob Schneider and Hallary Dworet for Bobally Records

Published by McGraw-Hill Education. Copyright © 2025 by McGraw-Hill Education. All rights reserved. No part of this publication may be reproduced or distributed in any form or by any means, or stored in a database or retrieval system, without the prior written consent of McGraw-Hill Education, including, but not limited to, in any network or other electronic storage or transmission, or broadcast for distance learning.

ISBN-13: 9781398962514  
ISBN-10: 1398962511

© 2025 Exclusive rights by McGraw-Hill Education (UK) Limited for manufacture and export. This book cannot be re-exported from the country to which it is sold by McGraw-Hill Education (UK) Limited.



وزارة التعليم  
Ministry of Education  
2025 - 1447

# Contents

الكتاب



<b>C</b>	<b>Contents</b>	<b>3a</b>
<b>S</b>	<b>Scope and Sequence</b>	<b>3b</b>
<b>W</b>	<b>Welcome!</b>	<b>4</b>
<b>1</b>	<b>Personal Interests</b>	<b>10</b>
<b>2</b>	<b>House Designs</b>	<b>22</b>
<b>3</b>	<b>Job Paths</b>	<b>34</b>
<b>4</b>	<b>Glorious Food</b>	<b>46</b>
<b>5</b>	<b>Storylines</b>	<b>58</b>
<b>6</b>	<b>Outdoor Activities</b>	<b>70</b>
<b>7</b>	<b>Trips</b>	<b>82</b>
<b>8</b>	<b>Outfits</b>	<b>94</b>
<b>G</b>	<b>Goodbye!</b>	<b>106</b>
<b>V</b>	<b>Vocabulary</b>	<b>112</b>
<b>A</b>	<b>Audio Track List</b>	<b>114</b>
<b>W</b>	<b>Workbook</b>	<b>117</b>

PART

1

PART

2

3a

C

# Scope and Sequence



Unit	VOCABULARY			GRAMMAR	SAMPLE LANGUAGE
<b>5</b> Storylines	<b>REVISION OF:</b> end, movie	<b>TEACHING OF:</b> animation, cartoon, comedy, documentary, drama, fairy tale, horror, musical, mystery, play, plot, sci-fi, thriller, western; act (n), alone, appear, character, decide, end (v), feel, storyboard, whisper, wish	<b>EXPOSURE TO:</b> act (v), begin, beginning, climax, meet, middle, study	<b>TEACHING OF: (Grammar 1)</b> Past Progressive  <b>RETEACHING OF: (Grammar 2)</b> Making suggestions with <i>Why don't/How about/What about</i>	<b>Grammar 1:</b> <ul style="list-style-type: none"> <li>Were you studying last night?</li> <li>He wasn't watching the movie. We were studying!</li> </ul> <b>Grammar 2:</b> <ul style="list-style-type: none"> <li>Why don't we draw a storyboard?</li> <li>How about making a comedy?</li> <li>What about writing a story?</li> </ul>
<b>6</b> Outdoor Activities		<b>TEACHING OF:</b> camping, canoe, canoeing, climbing, fishing, fishing rod, helmet, hiking, hiking boots, outdoors, sleeping bag, surfboard, surfing, tent, backpack, backpacking, campfire, flashlight, horseback riding, hot dog, life jacket, mountain biking, raft, rafting	<b>EXPOSURE TO:</b> until	<b>TEACHING OF: (Grammar 1)</b> Simple Past vs. Past Progressive  <b>TEACHING OF: (Grammar 2)</b> <i>When</i> and <i>while</i> with Simple Past and Past Progressive	<b>Grammar 1:</b> <ul style="list-style-type: none"> <li>I was lying in my tent, and I heard a bear!</li> </ul> <b>Grammar 2:</b> <ul style="list-style-type: none"> <li>We were eating hot dogs while we were rafting.</li> <li>I was looking at the water when my sandwich fell in.</li> </ul>
<b>7</b> Styles	<b>REVISION OF:</b> hotel, plane, ticket, train, trip	<b>TEACHING OF:</b> suitcase, passenger, platform, station, taxi, traffic, hurry, railroad, terminal, tour, subway, passport, security, depart; arrive, check in, check out, directions, find out, get away, go out, land, prepare, take off	<b>EXPOSURE TO:</b> follow	<b>TEACHING OF: (Grammar 1)</b> Present Perfect Simple  <b>TEACHING OF: (Grammar 2)</b> Present Perfect with <i>already, just, and yet</i>	<b>Grammar 1:</b> <ul style="list-style-type: none"> <li>Evelyn has traveled on the subway before, but she has not been on the railroad.</li> </ul> <b>Grammar 2:</b> <ul style="list-style-type: none"> <li>Mom has already printed the tickets.</li> <li>The taxi has just arrived.</li> <li>We haven't checked the weather yet!</li> </ul>
<b>8</b> Outfits		<b>TEACHING OF:</b> comb, belt, bracelet, brush, costume, crown, earrings, necklace, purse, ring, striped, tie, umbrella, uniform; cotton, gold, leather, metal, plastic, silk, silver, spotted, wood, wool	<b>EXPOSURE TO:</b> decision, design, fashion, functional, outfits	<b>TEACHING OF: (Grammar 1)</b> Present Perfect questions and short answers  <b>TEACHING OF: (Grammar 2)</b> <i>be made of</i>	<b>Grammar 1:</b> <ul style="list-style-type: none"> <li>Have you tried the new uniform? Yes, I have./ No, I haven't.</li> </ul> <b>Grammar 2:</b> <ul style="list-style-type: none"> <li>The necklace is made of silver.</li> <li>The earrings are not made of gold.</li> </ul>
<b>G</b> Goodbye!	<b>REVISION OF:</b> backpack, camping, climbing, cookies, flashlight, helmets, hiking, hiking boots, horror, hot dog, hurry, platform, station, subway, taxi			<b>REVISION OF:</b> Simple Past, Past Progressive, Present Perfect, future forms, advice and warnings with <i>should</i> and <i>had better</i>	



# Scope and Sequence

READING	SEL	LISTENING	SPEAKING	WORD WORK	WRITING	INTEGRATED LEARNING	PROJECT
<ul style="list-style-type: none"> <li>A story about a school project <b>(Identifying characters' feelings)</b></li> <li>A blog post about movie scenes <b>(Identifying positive and negative information)</b></li> </ul>	<ul style="list-style-type: none"> <li>Social awareness: Demonstrating collaborative skills; acknowledging others' strengths and contributions to a group effort</li> </ul>	<ul style="list-style-type: none"> <li>The plot of a story <b>(Listening for similarities and differences)</b></li> </ul>	<ul style="list-style-type: none"> <li>Talking about favorite kinds of stories; telling stories</li> </ul>	<ul style="list-style-type: none"> <li>Working with word families</li> </ul>	<ul style="list-style-type: none"> <li>Writing a blog post about a favorite movie scene</li> </ul>	<ul style="list-style-type: none"> <li>Language Arts: Understanding parts of a story</li> </ul>	<ul style="list-style-type: none"> <li>Creating a movie poster</li> </ul>
<ul style="list-style-type: none"> <li>A story about a camping experience <b>(Sequencing events)</b></li> <li>A blog post about an outdoor adventure <b>(Identifying facts and opinions)</b></li> </ul>	<ul style="list-style-type: none"> <li>Self-awareness and self-management: Identifying and demonstrating self-regulating strategies to manage emotions and reframe thoughts and behaviors</li> </ul>	<ul style="list-style-type: none"> <li>A conversation about an outdoor experience <b>(Listening for note-taking)</b></li> </ul>	<ul style="list-style-type: none"> <li>Talking about outdoor activities, trips, and landscape features</li> </ul>	<ul style="list-style-type: none"> <li>Forming new words with <i>-ing</i></li> </ul>	<ul style="list-style-type: none"> <li>Writing a blog post about outdoor safety</li> </ul>	<ul style="list-style-type: none"> <li>Social Studies: Landscapes</li> </ul>	<ul style="list-style-type: none"> <li>Creating a travel brochure</li> </ul>
<ul style="list-style-type: none"> <li>A story about a trip to the airport <b>(Identifying mood)</b></li> <li>A website describing different school field trips <b>(Identifying fact and opinion)</b></li> </ul>	<ul style="list-style-type: none"> <li>Responsible decision-making: Identifying new thinking as the result of the problem-solving process</li> </ul>	<ul style="list-style-type: none"> <li>Directions to grandma's house <b>(Listening for specific information)</b></li> </ul>	<ul style="list-style-type: none"> <li>Talking about different ways to travel and school field trips</li> </ul>	<ul style="list-style-type: none"> <li>Working with phrasal verbs</li> </ul>	<ul style="list-style-type: none"> <li>Writing a post about a field trip</li> </ul>	<ul style="list-style-type: none"> <li>Math: Using basic calculations</li> </ul>	<ul style="list-style-type: none"> <li>Creating a model plane or train</li> </ul>
<ul style="list-style-type: none"> <li>A story about making a belt <b>(Understanding literal and figurative language)</b></li> <li>An article about how fashion has changed <b>(Reading for gist and inferring)</b></li> </ul>	<ul style="list-style-type: none"> <li>Self- and social awareness: Understanding how personal identity influences choices and outcomes</li> </ul>	<ul style="list-style-type: none"> <li>A presentation about homemade accessories <b>(Listening for specific information)</b></li> </ul>	<ul style="list-style-type: none"> <li>Talking about preferred clothing styles</li> </ul>	<ul style="list-style-type: none"> <li>Working with the suffixes <i>-sion</i> and <i>-tion</i></li> </ul>	<ul style="list-style-type: none"> <li>Writing a blog post about changes in fashion</li> </ul>	<ul style="list-style-type: none"> <li>Design: Art and design</li> </ul>	<ul style="list-style-type: none"> <li>Designing an outfit that reflects your personality</li> </ul>
<ul style="list-style-type: none"> <li>A story about a camping trip</li> </ul>		<ul style="list-style-type: none"> <li>A journey on the subway</li> </ul>	<ul style="list-style-type: none"> <li>Talking about activities, vacations, and fears</li> </ul>		<ul style="list-style-type: none"> <li>Writing a story using sequencers</li> </ul>		

# 5 Storylines

Let's watch a movie!

PART

2



1 5.1 Listen, point, and check (✓) or cross (X) the types of stories the speakers like or dislike.

2 5.2 Listen, point, and say.

Movie Deluxe

 animation  
fairy tale

 western

 mystery

 comedy

 cartoon

 documentary

 drama

 horror

 sci-fi

 play

 musical

 thriller

Click to read the **plot**.



What's your favorite kind of story?

What's your favorite kind of story?

My favorite kind of story is mystery

animation ✓ / 1  
)fairy tale(, X  
comedy

animation - western - mystery - comedy - cartoon - documentary - drama - horror - sci-fi - play - musical - thriller



### 3 Look and write.



1: People sing in musicals.



2: Thrillers can be scary.



3: The plot is what happens in the story.

1 People sing in musicals. 2



4: Detectives solve mysteries.



5: Sci-fi stories happen in space.



6: Astronauts travel in space.

4 Detectives solve mysteries. 5



7: Comedies make us laugh a lot.



8: 3D animations are made on computers.



9: The setting is where the story happens.

7 Comedies make us laugh a lot. 8



10: Cowboys ride horses in westerns.



11: Cartoons have pictures drawn by hand.



12: Horror stories can make you scream.

10 Cowboys ride horses in westerns. 11



13: Actors act in plays.



14: Cinderella is a fairy tale.

4: mystery, comedy, sci-fi, musical, cartoon, 3D animation, horror story, thriller

### 4 5.3 Read and listen. Circle the types of stories.

*Chorus*

I have a story to tell.  
What kind of story?  
I have a story to tell.  
Tell us your story.

Is it a mystery with detectives and a twist in the plot?  
Is it a comedy to make us laugh a lot?  
Is it a sci-fi with astronauts in space?  
Is it a musical that puts a smile on your face?

*Chorus*

Is it a cartoon with pictures drawn by hand?  
Or a 3D animation in a computer-made land?  
Is it a horror story?  
Will it make me scream?  
Or a thriller, will I see monsters in my dreams?

*Chorus*

### 5 5.4 Listen again and chant.

### 6 Discuss the questions with your partner.

1 Which kinds of stories do you like or dislike? Why?

6: Yes. My favorite story is Cinderella.

2 Do you have a favorite story? Which is it?

6: I like comedies and cartoons because they make me laugh a lot. I dislike horror stories because they are scary.





## 1 Read the chart.

Past Progressive		
Subject + <i>Was/Were (Not) + Verb +ing</i>		
✓	I <i>was watching</i> (watch) a movie!	They <i>were screaming</i> (scream) during the horror movie.
✗	We <i>were not singing</i> (not sing) in the musical.	She <i>was not watching</i> (not watch) a play.
<i>Was/Were + Subject + Verb +ing</i>		
?	<i>Were</i> you <i>enjoying</i> (enjoy) the cartoon?	Why <i>was</i> he <i>acting</i> (act) in a western?
<i>Yes/No, + Subject + Was/Were(n't)</i>		
Short answers	Yes, I <i>was</i> .	No, they <i>weren't</i> .

## 2 Read and circle.

- 1 These sentences are about the **past / present / future**.
- 2 They mention **short / long** actions.
- 3 The actions are **finished / still happening** now.

## 3 Read and match.

**ing**    **was**    **question**    **were**

- 1 We use \_\_\_\_\_ for *I, he, she, it*.
- 2 We use \_\_\_\_\_ for *you, they, we*.
- 3 We add \_\_\_\_\_ to the end of the action.
- 4 We use *Was/Were* at the beginning of a \_\_\_\_\_.





4 Read and complete.



1 Hi! Why didn't you answer when I **called** (call) yesterday?  
 2 The sports I **was** (watch) a movie!  
 3 Oh great! What **were you** (watch)?  
 4 An old sci-fi movie. But I **wasn't** really (not enjoy) it.  
 5 Why **were you** (call)?  
 6 Oh, I **was** (work) on my project and I **wasn't** needing some help.  
 7 My project group **wasn't** really (not help) me.  
 8 Oh, no! What **were** they (do)?  
 9 They **were** (watch) the movie, too!

5 Look, find, and write.

- You / cover / ears  
*You were covering your ears.*
- They / buy / tickets / musical  
**They were buying tickets for the musical**
- She / walk / path  
**She was walking on the path**
- He / read / fairy tale  
**He was reading a fairy tale**
- We / talk / phone  
**We were talking on the phone**
- They / play / frisbee  
**They were playing frisbee**



6 Play a game with your partner.

- Ask your partner: "What were you doing at ... o'clock?"
- Your partner acts out what they were doing.
- You guess.

Show me. What were you doing at 6 o'clock?

Oh, I know! You were sleeping.

Yes, I was.





1 Look at the picture. Guess which words might be in the story.

school

presentation

exercise

agree

bookcase

mystery

dinner

dog

plot

reading

fairy tale

story

pizza

2 Listen, read, and answer the questions.

## The Book Presentation

Connor and Kai were arguing. They only had two days until their presentation, and they couldn't agree on a book to present.

"I was reading this one last summer – it's a fairy tale. The plot is ...," started Kai.

"No, no," said Connor. "I don't want to present a fairy tale. What about this musical I was watching last night?"

Kai took a deep breath. "But we're supposed to present a book," said Kai. "Not a musical, or a play, or a movie."

But Connor didn't like books. He preferred watching movies.

"I have an idea," said Kai. He took out a book from the bookcase and showed it to Connor.

"I was reading this book last year. Do you remember I was talking about it all the time? It's about a real-life mystery, and there is a documentary about it. You should watch the documentary and see what you think." Connor looked at the cover. He liked mystery movies, and he liked documentaries. He decided to try it.

When Connor came to school the next day, he was smiling.

"I loved the documentary!" he said when he saw Kai. "When I was watching it, I decided to read the book – I was reading it all night!" Connor took out three more books from his backpack and showed them to Kai. "I found a drama about the same story, and there is a cartoon, too!"

Kai was happy they found a book that Connor was interested in. "I think our presentation will be great!" he said.



1. **They were preparing a book presentation.**  
(choosing a book to present)

- 1 What were Kai and Connor doing for homework?
- 2 Why weren't Kai and Connor happy at the start of the story?
- 3 Why do you think it says, "Kai took a deep breath"?
- 4 What was Connor doing the night before?
- 5 What did Kai ask Connor to do?

6. **Why was Connor smiling when he got to school?**

7. **How do you know that Connor was getting excited about the project?**

## Social and Emotional Learning

Discuss the questions with your partner.

- 1 How well do you work with others?
- 2 What are you good at?
- 3 What do you still need to learn?
- 4 How can you help others succeed?

5. **Kai asked Connor to watch the documentary and tell him what he thought.**

6. **Because he loved the documentary and decided to read the book.**



2. **Because they were arguing and couldn't agree on a book, and they only had two days left.**

7. **Because he read the book all night and brought three more books.**

## 1 5.6 Look and predict the story. Then listen and check.



## 2 5.7 Listen again and write *T* (true) or *F* (false).

Correct the false sentences.

1 Liliana was telling a comedy story.

*Liliana was telling a fairy tale.*

F

F — Liliana :1  
was telling a fairy  
.tale

2 The story started in Jayden's house.

T :2س

3 Jayden was going to visit his dad, who was sick.

F — Jayden was :3  
going to visit Victoria,  
.who was sick

4 When Jayden was walking in the forest, a bear was talking on the phone.

T :4س

5 Jayden got to Victoria's house and found the bear in her bed.

T :5س

6 Jayden was talking to the bear on the phone.

T :6س

7 The bear was sick.

F — Victoria :7  
.was sick

8 Jayden found the bear in the forest with Victoria's phone and hat.

T :8س

9 The bear scared the family away.

F — The family :9  
.scared the bear away

## 3 Discuss the questions with your partner.

1 Do you recognize the story?

2 Which fairy tale is it similar to?

3 What is similar? What is different?



1 Listen, look, and number the tips.

## Making Your Storyboard

**2** Who are your **characters**?

Vicky

Elena

When do they **appear** in the story?

**1** How do they **feel**?

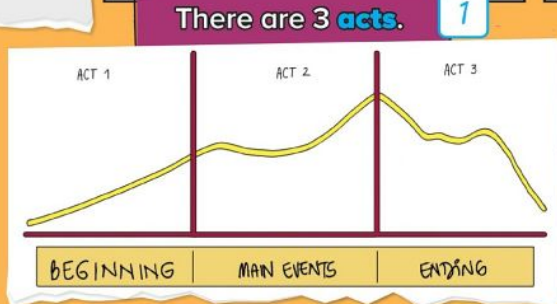
Are they **alone** or with other people?

**1** What do they do?

whisper

wish

decide



How does the story **end**?

2 Listen, point, and say.

3 Read and complete with words from Exercise 1.

I <sup>1</sup> **feel** well now, but the story and its <sup>2</sup> **character** are scary. The worst <sup>3</sup> **act** is the one with <sup>4</sup> **alone** in the park. First, they <sup>5</sup> **decide** to sleep there, but when the animals <sup>6</sup> **appear** they <sup>7</sup> **wish** at home in their beds.

4 Read, act and check.

- Tell a short story.
- Use as many new words as possible.
- Compete against your classmates.



## 1 Read and discuss the chart.

Making Suggestions		
<i>Why don't</i> + Subject + Verb (Base Form)	<i>How about</i> + Verb (+ing)	<i>What about</i> + Verb (+ing)
Why don't you <i>tell</i> me about your characters?	How about <i>ending</i> the story with a fight?	What about <i>asking</i> the teacher for help?
Why don't we <i>talk</i> about the ending?	How about <i>drawing</i> a storyboard?	What about <i>changing</i> a famous fairy tale?

## 2 Read and match.

Ian

Why don't we draw a storyboard?



Matt

What about writing a story about us?



Jon

How about making a comedy?



- 1 Ian, Jon, and Matt are ...
- 2 We use *Why don't we* before ...
- 3 *تحضير* We use *How/What about* before ...

- a an action in the base form.
- b an action with *-ing*.
- c making suggestions.

## 3 Order the words to make sentences.

1 don't / work / Why / ? / our / storyboard / on / we  
Why don't we work on our storyboard?

3 inviting / my / sister / ? / about / What  
 \_\_\_\_\_

5 the / about / ending / ? / How / song / with / a / musical / beautiful  
 \_\_\_\_\_

2 meeting / ? / house / How / at / my / about  
 \_\_\_\_\_

4 house / come / I / ? / Why / your / don't / to / instead  
 \_\_\_\_\_



## 1 Look and discuss the questions with your partner.

- 1 Where might you find this text?    2 What do you think it is about?    3 Who do you think it is for?

## My Movie Thoughts

### My Favorite Movie Scenes

Welcome again to my movie blog, where I share everything I love (and hate!) about movies. Why don't we get started? Today, I'm talking about my favorite movie scene. Yesterday I was watching a new comedy. My favorite **comedian** was playing one of the characters – he was making me laugh so much! I decided my favorite scene was when the character was whispering a big secret, but a microphone was switched on and everybody was listening! The great thing about this scene was that we were watching the disaster happen, but the character didn't know. Everyone in the movie theater was laughing and shouting at the character – of course he couldn't hear us. I didn't want the movie to end! One thing I didn't like was the other **actors** – they were **acting** badly. But it was still a great film.

What about discussing the new **documentary** about a real-life **mystery**? Well, I didn't enjoy it as much as I thought I would. It's great they were trying to **document** an important event, but I didn't feel excited by it. Sure, the plot was **mysterious**, but I didn't understand what was going on. It was strange. By the second half, I wasn't watching anymore. So, those were my thoughts – why don't you write a comment to tell me what you think?

## 2 Read and complete.

- 1 The text is part of a blog about movies

س1 : a blog about movies

س2 : the author's favorite movie scene

- 3 Yesterday the author watched \_\_\_\_\_

س3 : a new comedy

- 4 In her favorite scene, \_\_\_\_\_

س4 : the character was whispering a big secret, but a microphone was switched on and everybody was listening

- 5 To show she liked it, the author used words and phrases like \_\_\_\_\_

س5 : "making me laugh so much"

- 6 To show she was excited, she used punctuation like \_\_\_\_\_

س6 : "The great thing about this scene it was still a great film"

- 7 To show she didn't like some scenes, she used words and phrases like \_\_\_\_\_

س6 : exclamation marks

- 8 She didn't like the documentary because \_\_\_\_\_

س7 : "...I didn't like"

- 9 We know the author didn't see the end because \_\_\_\_\_

س8 : "I didn't enjoy it as much as I thought I would"

س8 : she didn't understand what was going on

## 3 Discuss the questions with your partner.

- 1 Do you have a favorite movie scene?
- 2 What happens in it, and why is it your favorite?
- 3 How did you feel when you were watching it?

س9 : she says, "By the second half, I wasn't watching anymore"



1 Find the words in the text on page 66. Complete the chart using a dictionary.

Word	Word Class	Meaning
1 comedy	noun	a type of story that makes you laugh
2 comedian	comedian — noun — a person who makes people laugh	س2: a person who makes people laugh
3 documentary	documentary — noun — a film/TV program that gives facts about real people or events	س3: a film/TV program that gives facts about real people or events
4 document	document — noun — an official paper or written record with information	س4: an official paper or written record with information
5 mystery	mystery — noun — something strange or hard to explain; also a story about solving a crime/problem	س5: something strange or hard to explain; also a story about solving a crime/problem
6 mysterious	mysterious — adjective — strange and difficult to understand; full of mystery	س6: strange and difficult to understand; full of mystery

2 Write and draw.

**actor — noun — a person who performs in movies or plays**

My favorite movie scene is from **Toy Story**.

**act — verb — to perform in a movie play; to pretend as a character**

Is there anything you don't like? **pretend as a character**

What happens in the scene?  
 What happens in the scene?  
 Woody and Buzz try to catch Andy's moving truck. They ride fast and then fly up with a rocket and land in the truck.

Is there anything you don't like?  
 The rocket sound is very loud, and it is a bit scary.

What kind of story is it?  
 What kind of story is it?  
**An adventure comedy.**

What do you like about it?  
 What do you like about it?  
 I like the teamwork, the exciting action, and the funny moments.

3 Write your blog post.

My blog

### My Favorite Movie Scene

Write your blog post.

My Favorite Movie Scene

My favorite movie scene is from Toy Story. It happened when Woody and Buzz were trying to catch Andy's moving truck. While Woody was driving the RC car, Buzz was holding on tightly. Then the rocket started and they flew into the air, but they landed safely in the truck. What I loved was how they worked together and didn't give up. The great thing about this scene is that it is exciting and also funny. Why don't we watch it again when we want to feel happy? One thing I didn't like was the loud explosion sound because it was a little scary.

**Useful Expressions**

- Why don't we ...
- What I loved was ...
- The great thing about ...
- One thing I didn't like was ...

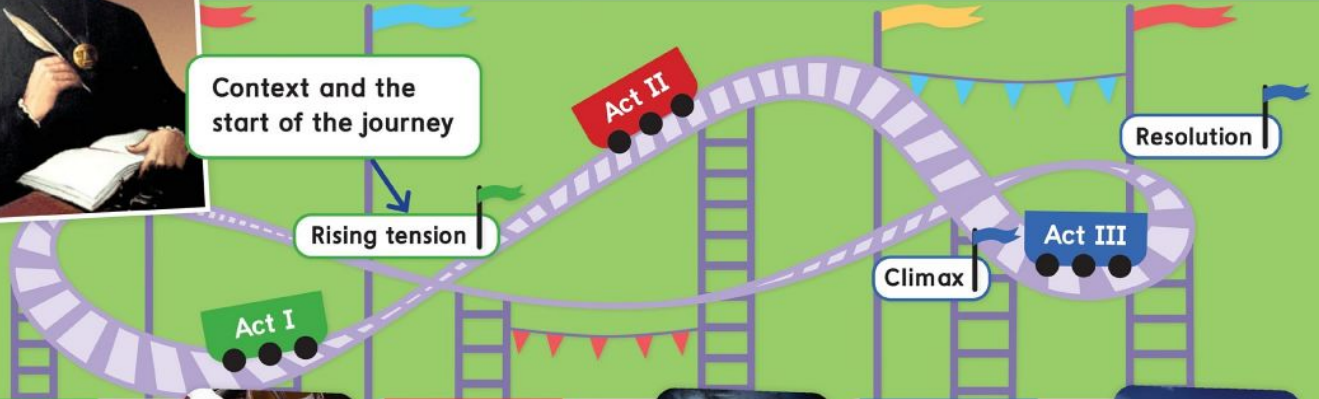

# Integrated Learning: Language Arts



1 Look, read, and complete the graphic organizer.

## The Writing Roller Coaster

Storytellers are always finding new ways to tell a story. No matter the genre, writers in the past used the same three-act structure that writers use today. Read and learn more.



### Act I

In the first act, we met the main character and their world. How was the character living before their journey began? What were their dreams and wishes? This act was like getting ready for an adventure.



### Act II

In the middle, act 2, there was more action. The main character was facing more obstacles and enemies were appearing. Maybe they were lying on a beach before something terrible happened. In horror movies, the characters were feeling more scared. The tension was rising.



### Act III

In all the stories, the third act had the most important event. This is called the climax. Singers were singing the most exciting songs in musicals, and cowboys were fighting big battles in westerns. After the climax, came the resolution. That's when we learned how the characters were living after their adventure.



1 Number of acts:

There are normally three acts in a story.

2 The shape is like:

من 2: roller coaster ups and downs

3 In the first act:

من 3: We meet the main character and their world context and get ready for the journey/adventure

4 In the second act:

من 4: There is more action; the character faces obstacles/enemies and the tension rises

5 The climax:

من 5: The most important and most exciting event in the story

6 The resolution:

من 6: The ending after the climax—problems are solved and we learn how the characters live after the adventure

من 1: There are normally three acts in a story

2 Remember, plan, and present.

Story Name:	اسم : <b>Story Name</b>	My story is called ... In the first act of this story ...
Type of story	<b>The Beach Rescue</b>	
Characters	اسم : <b>Type of story</b>	<p>من 1: Act I )What happens?( Salma and Yusuf arrive at the beach and Yusuf wants to swim far out</p> <p>من 2: Act II )What happens?( The waves get stronger, Yusuf swims too far, and Salma runs to get help tension rises</p> <p>من 3: Act III )What happens?( Climax: Mr. Hadi rescues Yusuf. Resolution: Everyone is safe and they learn to follow beach safety rules</p>
Act I	ما يحدث؟ <b>Adventure</b>	
Act II	ما يحدث؟ <b>Characters</b>	
Act III	ما يحدث؟ <b>Salma, Yusuf, her brother, ( Mr. Hadi )the lifeguard</b>	

1 Play and answer.

	<p>1 Name four kinds of stories.</p> <p>Adventure, :1س Mystery, Fantasy, Science fiction</p>	<p>2 Tell your partner what you were doing at 5p.m. yesterday.</p> <p>I was doing my :2س homework at 5 p.m. yesterday</p>	<p>3 Give your partner a suggestion on how to study for an exam.</p> <p>You should make a study :3س schedule. review your notes, and practice questions</p>
	<p>7 Write three sentences about a movie scene you love</p> <p>I love the scene when the hero saves the :1س people Everyone was cheering and the music was :2س loud I felt excited because the ending was amazing :3س</p>	<p>6 Ask your partner what they were doing last Saturday afternoon.</p> <p>What were you doing last :6س Saturday afternoon? Example: I was visiting my grandparents</p>	<p>5 Complete the actions characters can do:</p> <p>w _ _ _ _ _</p> <p>w _ _ _ _ _ d _ _ _ _ _</p> <p>Whisper, :5س walk, decide</p>
<p>8 Answer.</p> <p>What can you draw to plan a story?</p> <p>You can draw :8س a storyboard</p>	<p>9 Answer.</p> <p>Who called Jayden on his phone?</p> <p>His mom :9س called him</p>	<p>10 Write three sentences about a book you dislike.</p> <p>I dislike this book because :1س the story is boring The characters are not interesting :2س I didn't enjoy the ending :3س</p>	<p>11 Answer.</p> <p>What are the people in stories called?</p> <p>:11س Characters</p>
	<p>14 Ask your partner: What's your favorite type of story? Suggest a movie for them to watch.</p> <p>What's your favorite type of story? :14س Example: I like adventure stories. You should watch "Spider-Man"</p>	<p>13 Answer.</p> <p>What two events happen in the third act of a story?</p> <p>The climax happens, and the :13س problem is solved, the resolution/ending</p>	<p>12 In the movie blog, what is the blogger's favorite scene?</p> <p>The blogger's favorite :12س scene is the car chase scene</p>

Project

Create a movie poster.

- Create a story and design the characters.
- Write about the characters, including things like their special abilities, skills, and personality.
- Find movie posters that you like and say why you like them.
- Design a poster about your story and characters.
- Draw, color, and write on your poster.
- Show your poster to your class.



# 6

# Outdoor Activities

Riley goes on a camping trip.

رابطہ القرصہ الرقمية



www.ien.edu.sa

1 6.1 Listen, point, and match the items to the activities.

2 6.2 Listen, point, and say.

## The Great Outdoors!



fishing rod



hiking boots



canoe



sleeping bag



hiking




camping



surfing



canoeing



climbing



fishing



surfboard

What activities do you do outside?



3 Look and write sentences.



1. I wear hiking boots.

1 I wear hiking boots.

2. I take my surfboard.

3. I go camping.



4. I go climbing.

5. I go fishing.

6. I sleep in a sleeping bag.



7. I go to the mountains.

8. I sleep in a tent.

9. I go hiking.



10. I go surfing.

11. I wear a helmet.

12. I take my fishing rod.



13. I use a kayak.

14. I go canoeing.

4 Read and listen. Circle the activities. Underline the items.

Chorus  
What do you do in the great outdoors?  
What do you do in the great outdoors?  
What do you do in the great outdoors?  
In the great outdoors.

Chorus  
I like to go fishing by the river  
so I take my fishing rod.  
Or I go surfing on the waves  
and try out my new surfboard!

I like to go climbing in the mountains.  
Don't forget to wear a helmet!  
Or go canoeing on the lake.  
Careful! You might get wet!

Chorus

Activities )Circle(: go fishing, go surfing, go climbing, go canoeing  
Items )Underline(: fishing rod, surfboard, helmet

5 Listen again and chant.

6 Discuss the questions with your partner.

- Which activities do you want to try? Why?
- Which activities can make you tired, scared, or bored?
- Do you prefer activities you do outdoors or at home? Why?

1. I want to try surfing and canoeing because they look exciting and fun.

2. Climbing and hiking can make me tired. Surfing can make me scared. Fishing can make me bored.



## 1 Read the chart.

Simple Past		Past Progressive	
Used for short, finished actions in the past.		Used for long, sometimes interrupted actions in the past.	
Subject + Verb (Simple Past)		Subject + Was/Were + Verb + -ing	
✓	I <i>saw</i> a bear!		They <i>were hiking</i> in the forest.
X	I <i>didn't know</i> what to do!		She <i>wasn't reading</i> the map.
(Question Word) <i>Did</i> + Subject + Verb (Base Form)		(Question Word) <i>Was/Were</i> + Subject + Verb + -ing	
What did you do? <i>Did</i> you run away?		Where <i>were</i> they going? <i>Was</i> she <i>wearing</i> hiking boots?	
Yes, I <i>did</i> ! / No, I <i>didn't</i> !		Yes, she <i>was</i> . / No, she <i>wasn't</i> .	

## 2 Read and choose the correct option.



- The actions of sleeping and lying are **short** / **long** actions.
- The actions of seeing and hearing a bear are **short** / **long** actions.
- The actions happened at **different times** / **the same time**.
- The short action **interrupted** / **didn't affect** the long action.

س1: **long**

س2: **short**

س3: **the same time**

س4: **interrupted**



3 Underline the actions. Then write them in the table.

When I was fishing in the lake, I heard a strange sound from under the water. I thought it was a shark! I was looking around, trying to see the shark, but I couldn't see anything. I decided to call my dad on my cell phone for help. I was waiting for him to answer when I felt the boat move! Then I saw my sister come out of the water. She was swimming and trying to scare me!

Long Actions	Short Actions
<u>was fishing</u>	<u>heard</u>
Long Actions: 3س <u>was looking around</u>	Short: 3س Actions: <u>thought</u>
Long Actions: 3س <u>was waiting</u>	Short Actions: 3س <u>couldn't see</u>

4 Read and complete.



1 Hey! How was your trip? Did you have (have) try trying to see  
 2 Yeah! We :(2) 4س (hike) for three days! I :(3) 4س (get) very tired Long Actions: 3س trying to scare  
were hiking Long Actions: 3س got  
 3 Wow! That sounds tiring! What :(3) 4س wearing Short: 3س Actions: saw  
on your feet? were ng Short: 3س Actions: felt  
 4 That's good. I bet :(4) 4س (be) cold at night! :(4) 4س (not hurt).  
 5 It was :(4) 4س was :(4) 4س (sleep) in a sleeping bag so I :(4) 4س didn't  
wearing 4س (go) :(5) 4س fishing? :(4) 4س hurt  
 6 you :(7) 4س was :(6) 4س Yes! And I :(8) 4س (catch) a huge fish!  
Did go :(7) 4س was :(8) 4س caught  
:(7) 4س was :(6) 4س was :(8) 4س caught  
:(7) 4س go :(7) 4س was :(8) 4س caught  
:(7) 4س go :(7) 4س was :(8) 4س caught



5 Write complete sentences.

- We / sleep / tent / four days. We were sleeping in a tent for four days.
- Mom / hike / mountains / saw / snake. Mom was hiking in the mountains when she saw a snake
- I / learn / how / to climb / yesterday. I learned how to climb yesterday
- She fell, but she was wearing a helmet I learned how to climb yesterday

6 Tell a story with your partner.

- Start a story with one sentence.
- Your partner continues the story.
- Use a long and short action in each sentence.

6س: (مثال قصة)  
 .I was camping when I heard a strange noise  
 .I was looking around when I saw a bear  
 .It was walking toward me, so I screamed  
 .I was running back to my tent when it stopped

I was camping, and I saw a bear.



It was walking toward me, so I screamed.



## 1 Look at the pictures and discuss the questions.

- 1 Where do you think the girl went?
- 2 Do you think she had a good time? Why?



### The School Camping Trip



Riley was feeling nervous about her school's camping trip. She was excited about using her new hiking boots and meeting new friends, but she couldn't sleep. She was thinking about her biggest fear.

Riley's dad was preparing breakfast when she came down the stairs the next morning with her tent and sleeping bag.

"They're going to laugh at me," she said. "They'll know I'm afraid of the dark!"

Her dad handed her a climbing helmet. "Why don't you show them your special ability?" he asked.

Riley was always climbing. She started climbing trees when she was three, and she loved it. She was taking rock climbing classes and practiced at the climbing center twice a week. She could climb faster than anyone she knew!

Riley arrived at the campsite and set up her tent. She put on her hiking boots and took her helmet out of her bag. Some of the kids were canoeing and others were hiking. She went with the hiking group and found some rocks. They looked perfect for climbing.

She put on her helmet and ran to the rocks.

She was climbing so quickly. Everyone was impressed! They wanted her to show them how she did it.

Back at the campsite, Riley was so happy. When night came, she didn't even notice the dark.



## 2 Listen and read the story. Correct the sentences and number them 1–7.

- a Riley told her dad that she was afraid of spiders.
- b At the campsite, Riley joined the group that was canoeing.
- c Riley was feeling nervous about her fishing trip.  
Riley was feeling nervous about her camping trip.
- d Riley noticed the dark at the campsite.
- e Riley was climbing trees while the other kids were hiking.
- f Her dad gave her some hiking boots.
- g Everyone was bored by Riley's climbing.

  
  
 1 

من 3: **I breathe slowly, count to ten, take a short break, and use positive self-talk.**

### Social and Emotional Learning

Discuss the questions with your partner.

- 1 What is your worst fear? **من 1: My worst fear is the dark.**
- 2 What do you do when you feel scared or nervous? **من 2: I take deep breaths and talk to someone I trust.**
- 3 How can you manage your feelings when you are scared, nervous, or angry?




# Listening and Speaking

## 1 Look and discuss the questions.

1 Where did Luke go on the weekend?

س1: (He went to a lake in the mountains )the countryside

Yes, I think he had a good time because he did fun outdoor activities like hiking and fishing. Do you think he had a good time? Why or why not?



## 2 Listen and write notes.

6.6

تخيري

	What was the weather like?	What happened?
Friday	1 It was raining.	2 He went hiking.
Saturday	3 It was cloudy :س3	4 He went :س4 kayaking
Sunday	5 It was sunny :س5	6 He went fishing :س6

## 3 Talk about a trip in the outdoors.

1 Where and when did you go?

س1: I went to the mountains last weekend

2 What did you do?

س2: I went hiking and fishing

3 Where did you sleep?

س3: I slept in a tent at a campsite

4 What was the weather like?

س4: It was sunny in the day and cold at night  
س5: I felt happy and excited

5 How did you feel about the trip?





## س1: صورة mountain biking

رابطه المدرس الرقمى



www.iien.edu.sa

1 Look, listen, and circle the picture that isn't of Olivia.

### Grandma Olivia's Memories!

mountain biking

backpacking  
backpack  
flashlight

raft  
rafting  
life jacket

horseback riding

campfire  
hot dog

2 Listen, point, and say.

3 Look and write.



1 We were sitting in the raft and eating hot dogs.

2 \_\_\_\_\_



3 \_\_\_\_\_

4 \_\_\_\_\_



## 1 Read the chart.

When and While with Simple Past and Past Progressive	
She was taking photos <b>when</b> we saw her.	<b>While</b> we were camping, we met lots of people.
We didn't see any fish <b>when</b> we got in the canoe.	Did he fall <b>while</b> he was climbing?
<b>When</b> they arrived, they set up the tents.	I was wearing my life jacket <b>while</b> I was rafting.

## 2 Read and correct the underlined parts of the sentences.



- 1 These sentences describe actions that happen at different times. \_\_\_\_\_
- 2 We normally use *while* before short actions. \_\_\_\_\_
- 3 We use *when* before long actions. \_\_\_\_\_
- 4 We use *when* and *while* at the beginning or at the end of the sentence. \_\_\_\_\_

## 3 Reorder the words to make sentences.

- 1 ate / sitting / while / we / were / We / hot dogs / . / around / campfire / the  
We ate hot dogs while we were sitting around the campfire.
- 2 it / dark / . / set up / when / got / I / campfire / the  
\_\_\_\_\_
- 3 canoeing / horseback / Were / ? / you / we / while / riding / were  
\_\_\_\_\_
- 4 fell / wearing / . / When / helmet / I / off / my / , / I / was / the / bike  
\_\_\_\_\_
- 5 took / , / camping / flashlight / a / went / we / When / I / .  
\_\_\_\_\_



## 1 Look at the pictures and title, and discuss the questions.

- 1 What do you think the blog post is about?
- 2 What do you know about being safe outdoors?

It is about outdoor safety and how to stay safe while camping, hiking, climbing, biking, and other outdoor activities.

Wear the right equipment (helmet/boots), follow safety rules, stay with a group, and bring needed items like water and a flashlight.

## Adventures in the Outdoors!

### Outdoor Safety by Sebastian Martinez

Hi, everyone! Today I'm talking about outdoor safety.

Last week, we had an outdoor **training** day at the youth center. We learned how to stay safe in the outdoors when **camping**, climbing, surfing, and doing other activities. The trainers' stories were really interesting!

While some of us were learning about camping trips and hiking, others were learning about water safety. The trainer said nobody should do an activity without the right equipment, like **hiking** boots or helmets. While the trainer was explaining this, I remembered that when I was younger, I learned mountain **biking**. One day, I was biking down a hill when I fell off! I wasn't wearing a helmet when I fell, so I hurt my head. You should always wear a helmet for mountain biking, climbing, horseback riding, and rafting.

The trainer also taught us how to put up a tent. My friend wasn't listening, so he didn't put the tent up properly and it fell down. The trainer told us that once she was hiking and camping in the forest. She was eating hot dogs, when she heard a bear! She ran into the tent and stayed quiet. She wasn't using the flashlight, and the bear didn't see her, so she was safe.

It was a great day! We learned important information while we were having fun, and now we can go into the outdoors and be safe!

## 2 Read the text and write F for facts and O for opinions.

- 1 The topic of the blog post is important.
- 2 The outdoor training day took place last week.
- 3 The writer had fun, and the trainers told interesting stories.
- 4 Nobody should do an activity without the right equipment.
- 5 The writer's friend's tent fell down.
- 6 It was a great day.

0	س1
0	:
F	س2:
0	س3:
0	س4:
F	س5:
0	س6:

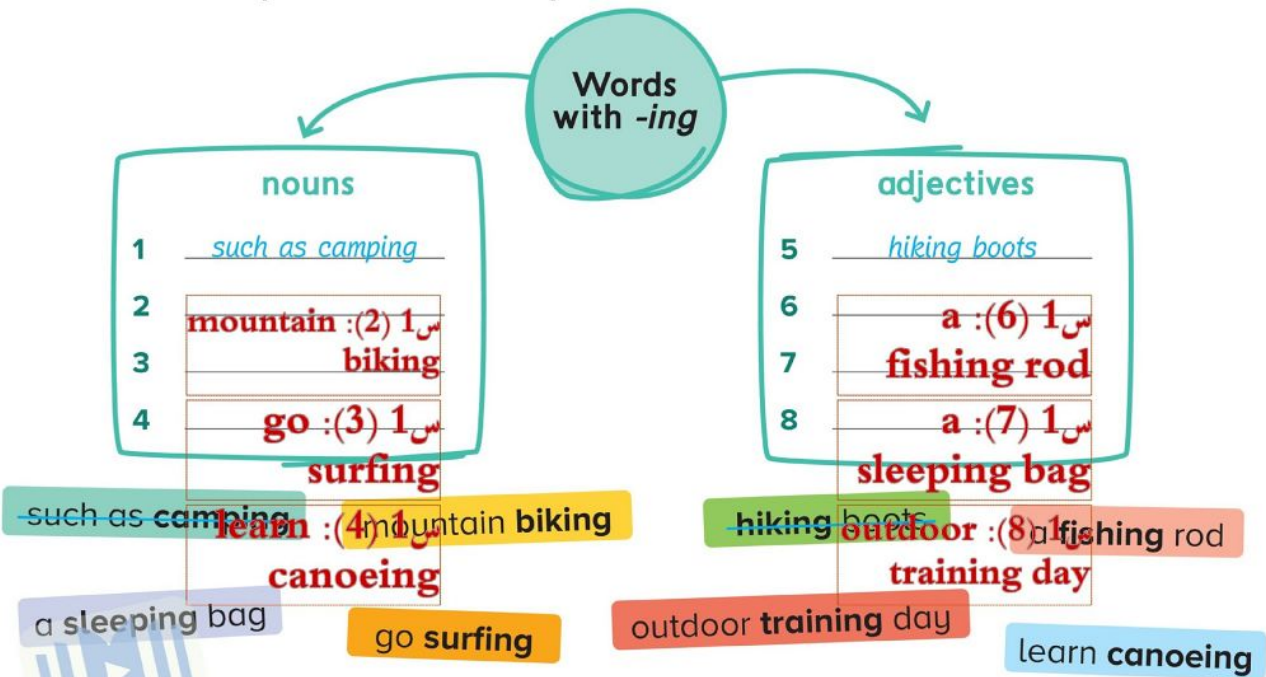
## 3 Discuss the questions with your partner.

- 1 What do you know about safety in outdoor activities?
- 2 What did you learn from this blog post?

You should wear protective gear, use the correct equipment, follow instructions, and be prepared (water, first aid, flashlight).

I learned to always use the right equipment (especially a helmet), put up a tent properly, and stay calm and quiet if there is danger (like a bear).

1 Look and complete the mind map.



2 Fill out the graphic organizer with information about outdoor safety.

Safety Fact	My Experience	Drawing
1 Always wear a helmet when ... you go ... : (Row 1) 2س mountain biking	My Experience : (Row 1) 2س I wore a helmet when I rode my bike last weekend	Drawing : (Row 1) 2س Draw a person riding a bike and wearing a helmet
2 Safety Fact : (Row 2) 2س Check your bike )brakes and tires before you ride	When I learned mountain biking, I ... checked the brakes ... : (Row 2) 2س and rode slowly on an easy trail	Drawing : (Row 2) 2س Draw someone checking a bike before riding
3 Safety Fact : (Row 3) 2س Wear a life jacket when you go canoeing and stay close to the shore	My Experience : (Row 3) 2س While I was canoeing, I wore a life jacket and listened to the instructor	Drawing : (Row 3) 2س Draw a person in a canoe wearing a life jacket

3 Write a blog post about outdoor safety.

### Outdoor Safety

**Outdoor Safety** : 3س

Last weekend I went outdoors with my family. While I was mountain biking, I wore a helmet and knee pads to protect myself. It's important to check your bike, take enough water, and stay on marked trails. You should go with a friend or an adult and tell your family where you are going. If you go canoeing, you had better wear a life jacket and stay close to the shore. Outdoor activities are fun, but safety comes first.

**Useful Expressions**

While I was ...

It's important to ...

You should/had better ...



## 1 Look at the pictures and answer the question.

What words do you know to describe a landscape?



س1 : mountains, cliffs,  
forests, deserts, rivers,  
sea

That's a forest ...

## 2 Read the text and complete the notes.

# Landscapes

A **landscape** is everything you can see outdoors. Read on to learn about the different landscapes we visited this summer.



A **cliff** is where the land stops and there is a drop to the water or land below. While we were looking at the sea from the top of the cliff, I got scared and moved back. Some people were climbing up the cliff with helmets, ropes, and climbing equipment.



Get your hiking boots on and go hiking in the **forest**—a place full of trees! While we were backpacking through this forest in the **mountains**, we saw and heard some wild animals. When we got to the river, we saw some people with fishing rods. Be careful making a campfire in a forest!



**Deserts** are areas with almost no water, so you have to take lots with you! They can be very hot in the day and very cold at night. While we were hiking through the desert, we got very thirsty and we also had to put lots of sunscreen on!

س2 (1) where the land stops and there is a drop

س2 (3) Cliffs can be climb

س2 (4) At a cliff, you can up the cliff

س2 (5) A forest is a place full of trees

س2 (6) In a forest, you can find of trees

س2 (7) Deserts are areas with almost no water

س2 (8) A desert at night can be very cold

## 3 Research and present.

س2 (2) scary

Landscape feature	What it is	Where it is found	What you can do there
Forest	a place full of trees	in the mountains and other areas with trees	wear hiking boots, make a campfire, hiking/backpacking, watch wild animals, fish in a river

I am going to talk about ... This landscape feature is ...

Last weekend, I went on a camping trip with my family. We set up a tent near the mountains and cooked dinner outside. While we were hiking, we saw birds and took photos. When it got dark, we sat by the campfire and talked.

Desert: hot and dry, with lots of sand and very little rain.  
Mountains: high and rocky, usually colder, with steep slopes.  
Coast: land next to the sea, with beaches, waves, and sea air.

Camping: tent, sleeping bag, flashlight, water/food, first aid kit.  
Climbing: helmet, rope, harness, climbing shoes, gloves.  
Fishing: fishing rod, hooks, bait, bucket, fishing line.

# Unit Review



## Start / Finish

1 Write six different outdoor activities.

Hiking, camping, fishing, climbing, biking, swimming

2 Tell your partner what you were doing on the weekend.

3 Use the word "when" to describe what happened on an outdoor trip.

7 Write about an outdoor trip you went on.

6 Use the word "while" to describe two long actions that happened at the same time.

5 Answer. What items do you need for camping, climbing, and fishing?

4 Say three short actions you did this morning and one long action you were doing this morning.

8 Answer. What problem did Sebastian have when biking?

He had a flat tire while he was biking.

9 Answer. Why was Riley worried about the trip?  
Riley was worried because he thought they might get lost on the trip.

10 Name three landscapes and describe them.

11 Name three outdoor activities you want to try and three you don't want to try.

## Return

14 Say what you ate for dinner yesterday.

13 Use these words in a sentence as adjectives: hiking, fishing, and sleeping.  
We packed our hiking boots, fishing rods, and sleeping bags for the trip.

12 Ask your partner what they were doing at a specific time, using "while."

## Project



### Create a travel brochure.

- Look at examples of travel brochures.
- Notice and discuss what information they have.
- Decide what you want to advertise in your brochure.
- Write about different activities and draw them.
- Create your own brochure and add pictures to make it attractive.



# 7

# Trips

James goes on a trip!



تخطيري

1 Listen, point, and order the steps.

2 Listen, point, and say.



terminal



platform



subway



taxi



traffic



security

passport

suitcase

passenger

hurry



railroad



station



tour



What different ways to travel do you know?

What different ways :  
By taxi, by bus, by train/railroad, by subway/metro, by plane, by boat/ship



### 3 Look and write full sentences.



1 *Put everything in a suitcase.* 2



We are going -2 :3 *through security*



3 *Let's -3 :3 take a taxi*



4 *Let's -4 :3 take a bus*



5 *I hope we -5 :3 don't hit traffic*



6 *My family -6 :3 is going on a trip*



7 *Let's -7 :3 take the train*



8 *Let's take -8 :3 the subway*



9 *Hurry to -9 :3 the platform*



10 *Don't forget -10 :3 your passport*



11 *We are -11 :3 in the terminal*



12 *The plane -12 :3 is departing*

4 *We are -13 :3 at the station* *This is the -14 :3 subway station*

We are going on a trip around the world.  
How are we going to travel?  
We are going on a trip around the world.  
Come on! Let's all travel the world!

Hurry to the <sup>4</sup>depart / platform.  
We don't want to go slow!

Let's take a <sup>1</sup>taxi / terminal.  
I hope we don't hit traffic!  
We might have to <sup>2</sup>hurry / tour.  
Let's go, go, go!

Pack up your <sup>5</sup>suitcase / passport.  
Let's go to the airport!  
<sup>1</sup> :4 *taxi*  
We're going through <sup>6</sup>platform / security.  
Let's go, go, go!

<sup>4</sup> :4 *platform*

<sup>5</sup> :4 *suitcase*

<sup>6</sup> :4 *security*

Get to the <sup>3</sup>station / security,  
For the subway or the railroad.

<sup>2</sup> :4 *hurry*  
We are going on a trip.  
Don't forget your passport!  
Hurry to the gate.

<sup>3</sup> :4 *station*  
We don't want to go slow!

5 <sup>7.4</sup> Listen again and chant.

6 Discuss the questions with your partner.

- How often do you use a taxi, subway, or the railroad?
- What is your favorite way to travel and why?

*I use a taxi sometimes, but I use the -1 :6 subway every week*

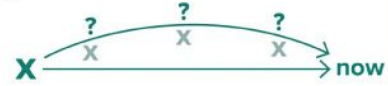
*My favorite way to travel is by plane because it's fast -2 :6*



## 1 Read the chart.

### Present Perfect Simple


We use the Present Perfect to describe experiences or actions that started in the past and continue now. We can also use it to describe actions in the past that have a result in the present. The time the action happened is not specified.



#### Subject + Have/Has + Verb (Past Participle)

✓	I <b>have visited</b> the beach.	He <b>has called</b> the taxi.	We <b>have bought</b> the tickets.
✗	You <b>have not traveled</b> on an airplane.	We <b>have not taken</b> a tour before.	He <b>has not packed</b> his suitcase.

## 2 Read and check (✓) or cross (✗).



Evelyn **has traveled** on the subway before, but she **has not been** on the railroad.

- The sentences describe actions that started in the past and have results now.
- They say when the actions happened.
- Evelyn may travel on the subway again in the future.
- It is impossible for Evelyn to go on the railroad.



س1: ✓  
(صح)

س2: ✗ (خطأ)



س3: ✓ (صح)



س4: ✗ (خطأ)





### 3 Read and complete using the Present Perfect.

I'm so excited about the trip! I <sup>1</sup> have visited (visit) the beach before, but I <sup>2</sup> \_\_\_\_\_ (not travel) with my friends. We <sup>3</sup> \_\_\_\_\_ (book) subway tickets to the terminal, and we <sup>4</sup> \_\_\_\_\_ (print) our tickets for the airplane. My friend <sup>5</sup> \_\_\_\_\_ (not buy) a swimsuit, so we might buy one when we get there. I <sup>6</sup> \_\_\_\_\_ (pack) everything in my suitcase. I'm ready to go. My mom <sup>7</sup> \_\_\_\_\_ (call) a taxi, so I should hurry!



### 4 Look and write.



- 1 eat / insects  
He has eaten insects.
- 3 travel / train / railroad  
\_\_\_\_\_
- 5 take / tour / city  
\_\_\_\_\_
- 7 ride / taxi  
\_\_\_\_\_

- 2 be / not / airport / security  
\_\_\_\_\_
- 4 not / take / tour / boat  
\_\_\_\_\_
- 6 not / fly / plane  
\_\_\_\_\_

### 5 Play a game with your partner.

- Think of two experiences you have had and one you haven't had.
- Say you have done all of them.
- Your partner guesses which is false.

I have been on a boat, I have traveled on a plane, and I have eaten spiders.

Hmm. I think you haven't eaten spiders.

Correct!



# Story



## 1 Read the story quickly. Choose the main idea.

- 1 James had a bad vacation.
- 2 James had a fun trip.
- 3 James had a difficult start to the vacation.

س1: الإجابة الصحيحة: (3) **James had a difficult start to the vacation.**



James is excited about his trip. He hasn't taken a plane before! He has packed his suitcase and his passport. Now he is sleeping.

"Hurry up, James!" his mom shouts. "We've called the taxi, but you haven't eaten your breakfast!" James wakes up. It's late!

Leaving the house, his dad says, "Wait! I've forgotten the tickets." James's dad runs back into the house and comes back with the plane tickets.

"I hope the plane hasn't departed by the time we get there," says James.

At the terminal, the family runs to security and presents their passports. But James's face turns pale. "I can't find my passport."

"Maybe you've left it in the taxi," says his dad. He runs outside. "I've found it!" he shouts, running back. They run through security and onto the plane, just in time. James sits back, relaxed.

James and his family arrive at their hotel. But when James opens his suitcase, he is shocked. "These aren't my clothes!" he shouts. "I've picked up the wrong suitcase!"

## 2 Read and listen to the story. Answer the questions.

- 1 Why is this an exciting trip for James? He hasn't taken a plane before. س1: He hasn't taken a plane before
- 2 How has James prepared for his vacation? He has packed his suitcase and his passport. س2: He has packed his suitcase and his passport
- 3 What has happened to James's passport? He has left it in the taxi, but his dad has found it. س3: He has left it in the taxi, but his dad has found it
- 4 Why is James shocked when he gets to the hotel? Because he has picked up the wrong suitcase (the clothes aren't his). س4: Because he has picked up the wrong suitcase (the clothes aren't his)
- 5 Which paragraphs make you feel anxious? Why? Paragraphs 2 and 3 (and also 4) (because they are late, they might miss the plane, he can't find his passport, and he has the wrong suitcase) س5: Paragraphs 2 and 3 (and also 4) (because they are late, they might miss the plane, he can't find his passport, and he has the wrong suitcase)
- 6 Which paragraphs make you feel relaxed? Why? Paragraph 1 (and the end of paragraph 3) (because he is prepared/excited and then they find the passport and get on the plane, so he feels relaxed) س6: Paragraph 1 (and the end of paragraph 3) (because he is prepared/excited and then they find the passport and get on the plane, so he feels relaxed)

## Social and Emotional Learning

### Discuss the questions with your partner.

- 1 What problems does James have in the story?
- 2 What could James have done to avoid these problems?
- 3 How do you feel after solving problems?

س1: He wakes up late, his dad forgets the tickets, James can't find his passport (it was in the taxi), and he picks up the wrong suitcase

س2: He could have set an alarm, checked the tickets and passport before leaving, and labeled/checked his suitcase carefully

س3: I feel relieved and proud



# Listening and Speaking

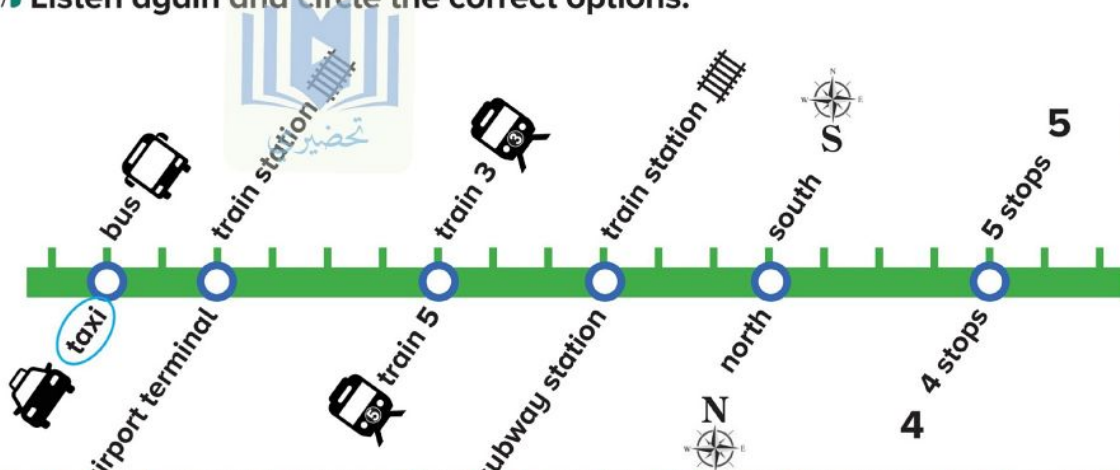
1: They are at a bus station/terminal (1 :1س  
 He is saying: "Let's check the map and go this (2  
 ". way  
 3) They are going to the airport (3

1 Look at the picture. Discuss the questions. Then listen and check.

- 1 Where are the people?
- 2 What do you think the dad is saying?
- 3 Where do you think they are going?



2 Listen again and circle the correct options.



2: taxi | airport terminal | train 5 | subway station | north | 4 stops | 5 stops

3 Repeat the instructions with your partner using the picture.

Then listen again to check.

3: Take a taxi to the airport terminal. Then take train 5 to the subway station. Go north for 4 stops.

4 Discuss the questions with your partner.

- 1 Would you like to travel? How would you feel?
- 2 What kind of transportation have you used?
- 3 What is the most exciting or the scariest trip you have taken?

4: Yes, I would like to travel. I would feel excited

I have used a car, a bus, and a plane

The most exciting trip was traveling by plane

Would you like to travel?

Yes! I would love to go to the beach! I would feel ...



# Vocabulary



1 Listen, point, and complete.

2 p.m. ~~3 p.m.~~ 6 p.m. 8 p.m.

Plans to **get away** from the city:

**Take off** <sup>1</sup> 3 p.m.

Arrive at the hotel <sup>3</sup> 8:30 p.m.

Check in to the hotel

Plane **lands** <sup>2</sup> 6:20 p.m.

Prepare activities

Eat in or **go out**?

Follow **directions** to the hotel

Check out of the hotel at <sup>4</sup> 2:40 p.m. Sunday

Find out opening times

This is your itinerary: American, Netherlands, July 1st - July 8th. Explore the world's most interesting airports.

THE TOURIST HOTEL

TRAVEL

AIR TICKET

AIR TICKET

AQUARIUM

2 Listen, point, and say.

3 Look and write. Use the pictures to help you.



1 I need to get away—I have prepared a trip!



2 The plane takes off at 3 p.m. I need to find out opening times



3 The plane lands at 6 p.m. I follow directions to the hotel and check in



4 I arrive at the hotel at 8 p.m. Do I eat in or go out? I check out of the hotel at 2 p.m. on Sunday



1 Read the chart.

Present Perfect with <i>Already</i> , <i>Just</i> , and <i>Yet</i>		
Subject + <i>Have/Has</i> + <i>Already/Just</i> + Verb (Past Participle)		Subject + <i>Have/Has Not</i> + Verb (Past Participle) + <i>Yet</i>
We have <b>just</b> arrived at the hotel. Let's check in!	Most passengers have <b>already / just</b> gotten on the plane.	The plane hasn't departed <b>yet!</b>
That was quick. We have <b>already</b> landed!	I have <b>just</b> seen a suitcase that looks like yours. It's over there!	I haven't found my suitcase <b>yet.</b>

2 Read and match.



- a Which sentences describe something that happened very recently? \_\_\_\_\_
- b Which sentence describes something that hasn't happened, but it needs to? \_\_\_\_\_
- c Which sentences describe something that happened earlier than expected? \_\_\_\_\_

3 Discuss the topics with your partner.

A food you haven't tried yet.

A movie you have just seen.

A place you have already visited.

A piece of homework you have already completed.

A word one of your classmates has just said.

I haven't tried sushi yet.

I've already tried sushi! It's delicious!





## 1 Look at the pictures and choose the type of text.

1 A blog about forms of transportation

2 A website about different places to visit **أسئلة (2 : 1) عن مواقع مختلفة لزيارة**

## Field Trips

For All Schools!



Science Museum

Many schools have already visited this museum, and they have had great adventures! There are talks about how the body works and a room about the railroad. We haven't taken the railroad tour yet, but we have heard that it's exciting! Find out about more activities [here](#).

How to get there:

The museum is close to the subway station, so it's best to take the subway.



Farm

Our class has just been on this trip to the farm, and we loved it! If you want to get away from the city, this is the perfect activity for you. It has already given many tours to schools, and has prepared many different activities!

How to get there:

You can find the farm close to the railroad station. Check the directions on the map.



Planetarium

The new planetarium has just opened, and it's the best place to learn about space and the universe. You need to book the tour and check in at reception when you arrive.

How to get there:

The planetarium is downtown. It is easy to get to by taxi, but there may be traffic.

## 2 Read the text and check (✓) or cross (X). Correct the false sentences.

- 1 The museum has made this website about field trips.  People who went on the field trips have made this website.
- 2 Nobody has visited the science museum yet.
- 3 It is a fact that the railroad tour is exciting.
- 4 The farm has prepared many activities for schools.  **س 2: ✓ صح.**
- 5 It is an opinion that the farm is close to the railroad station.
- 6 The planetarium has been open for a long time.

## 3 Discuss the questions with your partner.

- 1 What field trips have you been on?
- 2 What was your favorite and least favorite field trip?
- 3 Would you like to go on any of these trips? Why or why not?

س 3: I have been on a field trip to the science museum and the farm.

س 3: My favorite field trip was the science museum, and my least favorite was the farm.

س 3: Yes, I would like to go to the planetarium because I love learning about space.

س 2: X خطأ. **People who went on the field trips have made this website.**  
 Many schools have already visited the science museum.

س 2: X خطأ. **It is an opinion that the railroad tour is exciting.**  
 It is a fact that the farm is close to the railroad station.

س 2: X خطأ. **The planetarium has just opened.**  
 الصحيح: The planetarium has just opened.





# Integrated Learning: Math



رايعة التدريس الرقمي



www.ien.edu.sa

## 1 Read, look, and match.

- 1 multiply **(c)**    2 add **(a)**    3 divide **(b)**    4 calculate **(e)**    5 subtract **(d)**
- a  $9+3=12$     b  $50\div 10=5$     c  $20\times 5=100$     d  $12-2=10$     e all of the above

## 2 Read and complete the sentences.

### Math: Using Basic Calculations

Imagine you have prepared a trip. You need to know how many people are going, how many days the trip lasts, and how much money to take. For this, you need math. Read to find out how to calculate in different situations.

#### Situation 1: Add

You have prepared a field trip to get away from the city. You have invited 9 kids and 3 teachers. **Add** 9 and 3 to make 12 passengers!

The taxi will take 20 minutes, the subway will take 10 minutes, and the walk from the platform to the terminal takes 5 minutes. **Add** these numbers together = 35 minutes!

#### Situation 2: Subtract

Two people have forgotten their passports, so they can't get through security. You have just lost 2 passengers. **Subtract** 2 from 12. You have 10 people!

You haven't arrived yet, and your friends have just asked how long is left. The plane journey is 3 hours, and you have been on the plane for 2 hours. **Subtract** 2 from 3. One hour left!

#### Situation 3: Multiply

You have just checked in at the hotel, and the teacher needs to pay. The room costs \$20, and you have booked the hotel for 5 nights. **Multiply** 20 by 5. The total is \$100.

#### Situation 4: Divide

You have just checked out of the hotel, and you go out to eat. Everyone eats the same food. The bill has come, and the total price is \$50. You want to know how much each person needs to pay. **Divide** 50 by 10. You have worked out that everyone needs to pay \$5.

- To add is *to calculate the total of two or more numbers together*
- To subtract is **to take one number away from another :2س**
- To multiply is **find the difference(**
- To divide is **to add the same number a certain :3س**
- If you have planned a trip with 15 people and you lose **number of times**

6 **10 × 3 = 30** multiply 10 by 3 is 30

7 **15 - 3 = 12** subtract 3 from 15 :5س

**Unit Review**

1. A bus, a train, and a plane. 2. I have traveled by plane before. It was exciting. 3. I watched a funny movie last week. I liked it a lot.

**1 Play and answer.**

س:6  
We check in at the hotel. / I found out the plane was late.

**Start / Finish**

**1** Name three means of transportation.

**2** Tell your partner about an experience you have had.

**3** Tell your partner about a movie you have seen very recently.

س:5  
Airport, hotel, train station, bus stop.

**7** Write a description of a plan you have made.

**6** Make sentences using "check in" and "find out".

**5** Name four places related to travel.

**4** Tell your partner about an experience you haven't had yet.

س:4  
I haven't visited another country yet, but I want to.

س:8  
Take off, fly, land, taxi.

**8** Write four actions that a plane can do.

**9** Answer.  
When James got to the hotel, what did he find out?

**10** Answer.  
What do you need to do when you arrive at the planetarium?

**11** Answer.  
What do you do when you arrive at and leave a hotel?

س:11  
I check in when I arrive, and I check out when I leave.

س:9  
He found out his room number where his room was.

**Return**

**14** Tell your partner about a piece of homework you haven't done yet, but plan on doing.

**13** Add, subtract, multiply, and divide people and objects in your class.

**12** Tell your partner something you have done that you normally do later in the day.

س:10  
You need to check in at the front desk and get your ticket.

**Project**



**Create a model plane or train.**

- Look at photographs of planes and trains.
- Choose one and draw it on a big piece of paper.
- Label the different parts of the plane or train.
- Decide what materials you need to make the model and collect them.
- Make a model using the drawing as a guide.
- Color and decorate your model.
- Present your model to the group.



س:7  
I have a plan to visit the museum next Saturday. I'm going to go early, take the bus, and meet my friend there.

س:14  
I haven't finished my English homework yet, but I'm going to do it after dinner.

س:13  
 $20 - 5 = 15$  ,  $20 + 2 = 22$   
 $20 \div 4 = 5$  ,  $4 \times 5 = 20$

س:12  
I have done my homework in the morning today, not in the evening.



# 8

# Outfits

Mia makes her own clothes.

رابطہ المدرس الرقمي



www.ien.edu.sa

1 8.1 Listen, point, and order the pictures. 2 8.2 Listen, point, and say.



## Young Fashion Designers



bracelet

necklace

earrings

ring

1



umbrella

striped

س 1: 2



crown

costume

س 1: 3



purse

belt

س 1: 4



brush

comb

س 1: 5



tie

س 1: 6 uniform



What clothes do you like to wear?

س: What clothes do you like to wear?

س: I like to wear my uniform.

س 2: bracelet, necklace, earrings, ring, umbrella, striped, crown, costume, purse, belt, brush, comb, tie, uniform



### 3 Look and write sentences about you.



1 *I've never worn a ring.* 2



I've worn a 2: *belt* 3



I've never 3: *carried a purse*



4 I've used a 4: *comb* 5



I've used a 5: *brush*



6 I've worn a 6: *tie*



7 I've never 7: *worn a crown*



8 I've worn a 8: *bracelet*



9 I've never 9: *worn earrings*



10 I've worn a 10: *uniform at school*



11 I've used a 11: *striped umbrella*



12 I've worn 12: *a costume*



13 I've never 13: *worn a necklace*



14 I've used an 14: *umbrella when it rains*

necklace, brush, bracelet, 4: rings, earrings, costume, crown, belt, pants, umbrella, tie, uniform

### 4 Read the poem. Circle the accessories and outfits.

Some days I wear a necklace round my neck, and I take out a brush to keep my hair in check. Some days I wear a bracelet round my wrist, or rings and earrings—you get the gist!



If I want to wear a costume, I can wear a crown. And I wear a belt, so my pants don't fall down! I might take an umbrella, striped or plain. Add a tie to my uniform—I never dress the same!

### 5 Read the poem again.

### 6 Discuss the questions with your partner.

- 1 What clothes match your personality or mood?
- 2 Do you like to follow fashion trends or dress in your own style?
- 3 Describe your favorite outfit, and say why it is your favorite.

Comfortable clothes match my personality, and bright colors match my happy mood (1 : 6). I usually dress in my own style, but I sometimes follow fashion trends (2). My favorite outfit is my school uniform with a tie because it looks neat and is easy to wear (3).



## 1 Read the chart.

Present Perfect – Questions and Short Answers			
Asking about a single event with a result now.		Asking about the length of time of an unfinished action or state.	
<b>Have/Has + Subject + Verb (Past Participle)</b>		<b>How long have/has + Subject + Verb (Past Participle)</b>	
<i>Have</i> you bought a new umbrella?	<i>Has</i> she tried her new earrings?	How long <i>have</i> you had that purse?	How long <i>has</i> she liked earrings?
Have you <i>brought</i> the brush?	Have you <i>made</i> a costume?	How long have I <i>worn</i> a tie?	How long have we <i>needed</i> an umbrella?
Short Answers			
Yes, I have.		No, he hasn't.	

## 2 Read and answer the questions.



Ezra=B

Scarlett: **Have** you **tried** the new uniform?

Reply by Ezra=B: **No, I haven't!**

Jose: **How long have** you **had** that bracelet, Ezra?

Reply by Ezra=B: For 3 years!

SerenityFashion: **Has** your sister **made** a new belt, too?

Reply by Ezra=B: **Yes, she has!**

1 Who is asking a question about length of time?

س1: Jose

2 Who is asking a question about a possible action in the past, with a result now?

س2: Scarlett and SerenityFashion

3 Who is giving short answers?

س3: Ezra=B

## 3 Read and correct the sentences.

1 Questions in the Present Perfect always start with *Have* or *Has*.

1: Questions in the Present Perfect can start with **Have/Has or How long have/has**.

2 When we give a short answer, we need to say the action word.

2: When we give a short answer, we don't need to say the action word.

3 In questions and short answers, we can shorten *have* to 've and *has* to 's.

س3: **In statements, we can shorten have to 've and has to 's**



4 Read and complete.



Hey! I love your earrings! <sup>1</sup> How long have you had (you / have) them?  
 Thanks! I've had them for about a month. <sup>2</sup> \_\_\_\_\_ (you / see) my  
 other ones?  
 Yes, I <sup>3</sup> \_\_\_\_\_! <sup>4</sup> \_\_\_\_\_ (you / buy) a new necklace, too?  
 No, I <sup>5</sup> \_\_\_\_\_. It broke, so I added some new beads.  
 Wow! <sup>6</sup> \_\_\_\_\_ (it / have) the new beads on it?  
 About a week. I like it though! <sup>7</sup> \_\_\_\_\_ (you / try)  
 the new school uniform?  
 No, I <sup>8</sup> \_\_\_\_\_. <sup>9</sup> \_\_\_\_\_ (it / be) on sale?  
 Two months!



5 Look and write questions.



1 (long / have / crown)  
How long have you had  
that crown?



2 (see / new / ring)  
 \_\_\_\_\_  
 \_\_\_\_\_



3 (long / be / broken)  
 \_\_\_\_\_  
 \_\_\_\_\_



4 (buy / new / belt)  
 \_\_\_\_\_  
 \_\_\_\_\_



5 (long / have / holes)  
 \_\_\_\_\_  
 \_\_\_\_\_



6 (you / use / my brush)  
 \_\_\_\_\_  
 \_\_\_\_\_


6 Make a survey. Ask your classmates.

Questions	Name: _____ :س6	Answers Name: _____ :س6	Name: _____ :س6
Have you (1 :س6) bought a new tie?	Name: Ali No, I (س6) haven't	Name: Sara Yes, I (س6) have	Name: Omar No, I (س6) haven't
Have you tried (2 :س6) the new school uniform?	No, I (س6) haven't	Yes, I (س6) have	Yes, I (س6) have
Have you (3 :س6) used my brush?	No, I (س6) haven't	Yes, I (س6) have	Yes, I (س6) have
Have you (4 :س6) bought a new belt?	No, I (س6) haven't	No, I (س6) haven't	Yes, I (س6) have

Have you bought a new tie?



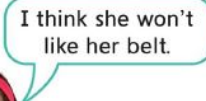
No, I haven't!



# Story



**1** Look at the pictures and predict the story. Tell your partner.



**2** Read and listen to the story. Mark **L** for literal and **F** for figurative language.



## The Belt

Mia was amazed by Nadia's belt. Everyone thought it was the coolest belt ever! It was shiny, colorful, and had a striped design at the front. It even looked good with her uniform! "Have you bought a new belt, Nadia?" Mia asked. "Yes, I have!" Nadia replied. "How long have you had your belt?" she added.

Mia looked down. "Oh, about two years," she said. Nadia laughed and walked away. Mia turned red.

Mia went home, angry. "Have you had a bad day at school?" asked her dad. "Yes, I have," she replied. "Nadia has a new belt and she laughed at mine."

Mia's dad looked surprised. "Haven't you made lots of your own accessories? I bet you could make an even better one!" He was right. She had a necklace she made, some earrings and matching bracelets, and the best costumes ever. She decided to make a belt.

The next morning, Mia's friends gasped. "Wow! Have you bought a new belt?" they asked. "No, I haven't," she said with a smile. "I made it."

- 1 Everyone thought it was the coolest belt ever.
- 2 It had a striped design at the front.
- 3 Mia turned red.
- 4 Mia went home, angry.
- 5 Mia's dad looked surprised.
- 6 Mia made the best costumes ever.

F : 1 س

F

L : 2 س

F : 3 س

L : 4 س

L : 5 س

F : 6 س

## Social and Emotional Learning

**Discuss the questions with your partner.**

- 1 Is it true that what you wear defines who you are? Why or why not?
- 2 What do your outfits say about your identity?
- 3 How can you avoid judging others by the clothes they wear?





## 1 Look and discuss the questions.

- 1 What can you see in the picture?
- 2 Who do you think the people are?
- 3 Why do you think they are there?



## 2 Listen and complete the sentences.

1 Aria designs accessories and jewelry

س1: accessories and jewelry

2 At school, Aria wears a uniform

3 For jewelry, Aria has brought a necklace and earrings

س3: a necklace and earrings

4 In the last year, Aria has made four costumes

5 The costume Aria made is a queen's costume

س5: a queen's costume

6 The weather is rainy

س6: rainy

## 3 Tell your partner about your favorite outfits. Ask them about theirs.

- How long / wear ... ?
- Have / make / own accessories?
- What have / buy / recently?

How long have you worn those shoes?

I've worn them for two months.

Have you bought shoes recently?

No, I haven't.



1 8.5 Listen, point, and match the materials to the accessories.

## In the Workshop

**a** gold

**b** cotton

**c** leather

**d** metal

**e** wool

**f** wood

**g** silver

**h** plastic

**i** silk

2 8.6 Listen, point, and say.

3 Read and circle.

There's a great synthetic <sup>1</sup>leather silver bag with beautiful <sup>2</sup>silk / golden stars on the side I want to buy. The handles are made of <sup>3</sup>metal / spotted that is <sup>4</sup>plastic / silver color. I also found a beautiful <sup>5</sup>wool / silk jumper that looks very warm. It has a nice <sup>6</sup>wool / spotted pattern that goes very well with the bag. You can see it on the <sup>7</sup>wood / cotton table.

4 Look, discuss, and write sentences.

*I can see some leather purses, ...*

**I can see some leather purses, colourful scarves, and lots of fabric**

**I can see cotton and silk material on the**



من 3: (1) 4( metal. )3( golden. )2( leather. )5( wool. )6( spotted. )7( wood silver. )



1 Read the chart.

Be Made of			
Subject + Be + Made of			
✓	The earrings <i>are made of</i> silver.	The brown belt <i>is made of</i> leather and metal.	The rings <i>are made of</i> gold, silver, and plastic.
✗	The spotted tie <i>isn't made of</i> metal.	The striped umbrella <i>isn't made of</i> wood.	The shirts <i>aren't made of</i> wool.


2 Read and complete. Then match.

is    be    made    are    be    of

1 We use \_\_\_\_\_ when we talk about the materials that make something.

2 We only change the verb \_\_\_\_\_.

3 We use \_\_\_\_\_ to talk about one thing and \_\_\_\_\_ to talk about many things.



The necklace **is made of** silver.  
The earrings **are not made of** gold.

The brush **is not made of** plastic.  
The shirts **are made of** cotton.

3 Reorder the words to make sentences.

- umbrella / is / My / plastic. / spotted / made / of My spotted umbrella is made of plastic.
- and / is / of / wood / comb / made / metal. / This \_\_\_\_\_
- isn't / Your / made / striped / of / wool. / tie \_\_\_\_\_
- new / are / earrings / of / These / gold. / made \_\_\_\_\_
- isn't / made / it's / silk; / made / dress / of / cotton. / This / of \_\_\_\_\_



## 1 Read the text quickly and answer the questions.

- 1 What do you think the best title is?
  - a The Most Popular Outfits Today
  - b Changes in Fashion Over the Years
  - c The History of Gold
- 2 Why do you think the author wrote this text?
  - a To entertain the reader.
  - b To convince the reader to buy more clothes.
  - c To inform the reader about how fashion changes.

س:1 (ب)  
Changes in Fashion Over the Years

س:2 (ج)  
To inform the reader about how fashion changes.

Fashion has changed a lot. Fashion designers think of new designs, and famous people's clothes become popular. We also enjoy old styles that were popular twenty years ago.



### How long have people used rings and necklaces?

Jewelry has been popular for thousands of years. In Ancient Greece, people wore necklaces made of metal and stones. Women in Ancient Greece also wore earrings, bracelets, and rings. Jewelry was made of gold or silver, but not everyone wore jewelry.

### Have people always used combs and brushes?

Combs and brushes have been important for a long time. First, they were made of many materials, like gold, silver, or wood. In 1862, there was an invention: a comb made of plastic. Now, most combs and brushes are made of plastic.



### What materials are clothes made of?

Materials for clothes have changed a lot, too. In the past, people wore clothes made of real fur from animals. Now people protect animals a lot more, so designers have used more synthetic materials in recent years.

## 2 Read the text again and check (✓) or cross (X).

- 1 In Ancient Greece, people didn't wear necklaces.
- 2 Jewelry is made of lots of materials.
- 3 Combs and brushes were invented recently.
- 4 The first ever comb was made of plastic.
- 5 Clothes made of fur are very popular now.
- 6 Designers use synthetic materials now.

## 3 Discuss the questions with your partner.

- 1 What are you wearing and what is it made of?
- 2 How long have you had it?
- 3 What clothes have you stopped wearing recently?

س:1  
X  
خطأ

س:2  
X  
خطأ

س:3  
X  
خطأ

س:4  
X  
خطأ

س:5  
X  
خطأ

س:6  
✓  
صح



## 1 Look and make words.

Example:

**-tion**  
create creation

**-sion**  
decide decision  
confuse confusion

**invent**      **tense**  
**expand**      **promote**  
**act**      **divide**  
**instruct**      **discuss**

**-TION**  
*invention*  
:TION- :1س  
**action**  
**instruction**  
**promotion**

**-SION**  
*tension*  
:SION- :1س  
**expansion**  
**division**  
**discussion**

## 2 Complete the graphic organizer about fashion and the planet.

Shopping Habits	Materials	Caring for Clothes
1: Shopping Habits :2س <b>.Buy only what I need</b>	:Materials :2س <b>.Organic cotton</b>	:Caring for Clothes :2س <b>.Wash in cold water</b>
2 :Shopping Habits :2س <b>.Buy second-hand / swap</b>	:Materials :2س <b>.Recycled materials</b>	:Caring for Clothes :2س <b>.Air-dry clothes</b>
3 :Shopping Habits :2س <b>.Choose quality &amp; repair</b>	:Materials :2س <b>.Natural fibers )linen/wool(</b>	:Caring for Clothes :2س <b>.Mend, reuse, donate</b>

My favorite outfit is a T-shirt and jeans. I buy second-hand, wash in cold water, and repair clothes to :3س  
.protect the planet

## 3 Write a blog post about fashion and the planet.

**Fashion and the Planet**

---



---



---



---



---



---

**Useful Expressions**

... take good care of ...

My favorite outfit ...

... is/are made of ...



## 1 Read the text and match the headings to the paragraphs.

- 1 Expressing identity with clothes. c
- 2 Are art and design different? (a) -2 : 1 س
- 3 Working together. (e) -3 : 1 س
- 4 Design to help people. -4 : 1 س
- 5 The history of art in fashion. (b)

-4 : 1 س

(b)

-5 : 1 س

(d)

## Art and Design

**a** People say that we make art to express our identities, and we make designs to help other people. But how have art and design been connected?



**b** Clothes design can be very functional. We can design clothes made of warm materials, like wool, to wear in cold weather. Belts made of leather are strong, and umbrellas made of plastic help keep us dry. But fashion isn't just functional.



**c** Fashion shows us how important art is in our outfits. People want earrings and necklaces that match, or rings made of gold and silver. A striped or spotted tie isn't functional, but it helps the person express their personal style.



**d** But how long has art been part of fashion design? The first clothes were only worn to keep people warm and safe. But soon after, people started designing clothes and accessories to look beautiful. Kings and queens wore crowns made of gold and expensive costumes.

**e** Today, some fashion designers and artists work together to make unique accessories. These include belts made of new materials with incredible silk artwork. You can find umbrellas made of plastic with beautiful prints. Even shoe designers add in their own artistic marks.



## 2 Read the text again and answer the questions. 3 Research and present.

1 What is a basic definition of design?  
We make designs to help people.

2 Why might clothes made of wool be functional?  
Because wool is warm, so it helps keep people warm in cold weather.

3 What can matching jewelry or a spotted tie express?  
personal style

4 Have clothes always been connected to art?  
To keep people warm and safe

5 Why were the first clothes made?  
made to keep people warm and safe

6 How have fashion designers and artists worked together?  
No. At first, clothes were only made to keep people warm and safe

• Fashion designer or **Brand: 3 س**  
• How long have they been **Gucci**

**Popularity: Since 1921 : 3 س**  
**for over 100 years ( )**

**Make: Clothes, 3 س**  
**bags, shoes, belts, and accessories**  
• What materials do they use? **Materials: Leather, 3 س**  
**cotton, silk, metal, and other fabrics**

**They create unique accessories/clothes, 6 : 2 س**  
**with artwork (e.g. belts, umbrellas, shoes, logos, colorful prints)**  
• What do they make?  
**I am going to talk about this fashion designer makes ...**

**Speech: I am going to 3 س**  
**talk about Gucci. This brand makes luxury clothes**



1 Play and answer.

<p>My favorite outfit is a blue T-shirt and a pair of jeans with white sneakers. I also wear a light jacket if it's cold. It is comfortable and easy to move in, and I like it because it looks simple and neat.</p>	<p><b>Start / Finish</b></p>		
	<p>1 Name six different fashion accessories.</p>	<p>2 Ask your partner a question starting with "Have".</p>	<p>3 Choose three accessories and say what they are made of.</p>
<p>7 Write about your favorite outfit.</p>	<p>6 Say four items in the room that are made of the same material.</p>	<p>5 Name six different materials.</p>	<p>4 Ask your partner a question starting with "How long".</p>
<p>8 Name two things some people must wear at school.</p>	<p>9 Answer. How did Mia solve her problem?</p>	<p>10 Answer. What jewelry did people wear in Ancient Greece?</p>	<p>11 Say two words ending in <i>-sion</i> and <i>-tion</i>.</p>
<p>How long have you had that tie?</p>	<p><b>Return</b></p>		
	<p>14 Order the words to make a question. long / you / How / had / have / tie / that / ?</p>	<p>13 Answer. What do kings and queens wear that is made of gold?</p>	<p>12 Name your favorite material for clothes and say why you like it. Start with "I like clothes made of ... because ..."</p>

Project


Design an outfit to reflect your personality.

- Brainstorm different traits of your personality.
- Research and write about clothes to reflect these traits.
- Find, print, and stick or draw pictures of outfits with these clothes.
- Write which parts of the outfits reflect which traits.
- Design and draw a new outfit to combine these clothes.
- Show and present your design to your class.



# Goodbye!

## 1 Read and listen.





**2 Read and answer.**

- 1 Where did the *All Sorts* go on their vacation?  
**My favorite vacation : 1**
- 2 How did they get there?  
**activity is swimming**
- 3 What outdoor activity did they do?  
**If I go camping, I'll : 2**
- 4 Where did they sleep?  
**They went: camping : 3**
- 5 Why were Cha-Cha and his friends scared in the night?  
**I get scared when I hear strange : 3**
- 6 What was making the sound?  
**noises at night : 3**  
**Because they heard a sound at : 5**  
**night and thought it was a bear**  
**A-J's snoring was making the sound : 6**

**3 Complete for you.**

- 1 My favorite vacation activity is ...
- 2 If I go camping, I'll ...  
**They got : 2**
- 3 I get scared when ...  
**there by bus**
- 4 They slept in a : 4  
**tent )in sleeping**  
**bags(**



4 Listen and choose the correct pictures.

س:1  
(b)




س:2  
(c)



س:3  
(b)



س:4  
(a)



5 Look and tell the rest of the story.



5. The All Sorts were on the train. Then they got off... but they couldn't find their blue backpack. Purple and Orange went to the counter and asked about it. After that, they went to the Lost and Found office. The man found the backpack and gave it back to them. Finally, everyone was happy.

**6 Look, read, and complete.**

1 You carry your things in this when you go camping or hiking.



2 The past tense of *leave*.



3 What you do when you look for something.



4 When you go back to a place you were before.



5 A person who works in a store.



6 How you feel when something surprises you.



1 a p a :1س backpack

2 e t left :2س

3 e r h search :3س

4 e u n return :4س

5 a i e cashier :5س

6 h o k shocked :6س

**7 Look and write the story in Exercise 5.**

...First :7س  
went to a store to buy things for camping

**First, the All Sorts ...**

...After that :7س  
they left the store and started hiking with their backpacks

**After that ...**

...But :7س  
they couldn't find something important, so they returned and searched for it

**But ...**

**In the end, ...**

...In the end :7س  
the cashier found it and gave it back, and they were shocked and happy



# Do you remember?

8 Look, read, answer, and play the game.



When did Rose start origami?  
She started origami when she was five years old.

**When did Rose start origami?**  
(Check your answer on page 18.)




**What was Emily's job?**  
(Check your answer on page 27.)

What was Emily's job?  
She was an astronaut.



What was Emilia's problem?  
She couldn't think of an idea for her story.

**What was Emilia's problem?**  
(Check your answer on page 38.)



What was Riley scared of?  
Riley was scared of heights.

**Why was Gabriel tired?**  
(Check your answer on page 51.)

Why was Gabriel tired?  
He was tired because he didn't eat breakfast. He was hungry.



**Which movies did the author of the blog talk about?**  
(Check your answer on page 66.)



**What was Riley scared of?**  
(Check your answer on page 74.)



**Where were the children going?**  
(Check your answer on page 87.)

Where were the children going?  
They were going camping.



**When was the plastic comb invented?**  
(Check your answer on page 102.)

When was the plastic comb invented?  
It was invented in 1870.