

Hello!
We are the *All Sorts*!
We will be with you
throughout the school year
to help you reach all
your top goals
in English!



TopGoal!



Nico Dantaz Rachel Finnie

1



Top Goal, Student Book 1

Published by McGraw-Hill Education (UK) Limited
Unit 4, Foundation Park,
Roxborough Way,
Maidenhead SL6 3UD
T: +44 (0) 1628 502500
Website: www.mheducation.co.uk

British Library Cataloguing in Publication Data

A catalogue record for this book is available from the British Library.

Academic Design and Course Consultants: Nico Dantaz and Rachel Finnie
Content Development and Editorial Production: The Content Station Ltd.
Design and Layout: The Content Station Ltd.
Cover Design: Vicky Xinou – purple
Audio Production: Bob Schneider and Hallary Dworet for Bobally Records

Published by McGraw-Hill Education. Copyright © 2025 by McGraw-Hill Education. All rights reserved. No part of this publication may be reproduced or distributed in any form or by any means, or stored in a database or retrieval system, without the prior written consent of McGraw-Hill Education, including, but not limited to, in any network or other electronic storage or transmission, or broadcast for distance learning.

ISBN-13: 9781398962507
ISBN-10: 1398962503

© 2025 Exclusive rights by McGraw-Hill Education (UK) Limited for manufacture and export. This book cannot be re-exported from the country to which it is sold by McGraw-Hill Education (UK) Limited.



وزارة التعليم
Ministry of Education
2025 - 1447

Contents

محتويات

C	Contents	3a
S	Scope and Sequence	3b
W	Welcome!	4
1	Family Events	10
2	Chores	22
3	Stories	34
4	After-School Fun	46
5	Outdoor Fun	58
6	House Accidents	70
7	Wildlife	82
8	Weather	94
G	Goodbye!	106
V	Vocabulary	112
A	Audio Track List	114
W	Workbook	117

PART

1

PART

2

3a

C

Scope and Sequence



UNIT	VOCABULARY	GRAMMAR	SAMPLE LANGUAGE	
5 Outdoor Fun	TEACHING OF: <ul style="list-style-type: none"> cave, countryside, desert, Earth, field, forest, hill, island, lake, land, mountain, waterfall; close, deep, far, ground, hard, high, low, snail 	EXPOSURE TO: <p>decide, fan, fighting sports, finish, forget, martial arts, prefer, ride, roller coaster, safe, scary, show, theme park, try</p>	TEACHING OF: (Grammar 1) <p>Verb + to infinitive vs. verb + -ing</p> TEACHING OF: (Grammar 2) <p>Could / couldn't for past ability</p> Grammar 1: <ul style="list-style-type: none"> I decided to go to the countryside. We went walking around the lake. Grammar 2: <ul style="list-style-type: none"> Could you run fast when you were five? Yes, I could. I couldn't ride a horse when I was five. 	
6 House Accidents	TEACHING OF: <ul style="list-style-type: none"> back, cough, cry, cut, earache, fall, headache, hurt, sick, stomachache, toothache, X-ray, all right, band aid, downstairs, ill, put on, stomach, take off, upstairs 	EXPOSURE TO: <p>medicine, take care, well (adj, adv), What's the matter?, wrong</p>	TEACHING OF: (Grammar 1) <p>Expressing obligation, advice, and prohibition with <i>have to</i>, <i>must</i>, and <i>should</i></p> TEACHING OF: (Grammar 2) <p>Indefinite pronouns</p> Grammar 1: <ul style="list-style-type: none"> You have to sit down and wait. You must stay in a dark room. You mustn't look at any screens. You should take this medicine. You shouldn't play outside today. Grammar 2: <ul style="list-style-type: none"> Everything hurts. It hurts everywhere. I have something in my eye. I don't see anything in your eye. There's nothing wrong. 	
7 Wildlife	REVISION OF: <p>elephant, giraffe, tiger</p>	TEACHING OF: <ul style="list-style-type: none"> asleep, cage, danger, fast, frightened, jungle, kangaroo, lion, panda, parrot, polar bear, slowly; brave, careful, friendly, pretty, safe, slow, smart, tall 	EXPOSURE TO: <p>tortoise, turtle</p>	TEACHING OF: (Grammar 1) <p>Restrictive relative clauses: <i>who</i>, <i>which</i>, <i>that</i>, <i>where</i>, <i>when</i>, and <i>whose</i></p> REVISION OF: (Grammar 2) <p>Comparatives and superlatives with adverbs and long and short adjectives</p> Grammar 1: <ul style="list-style-type: none"> That's the vet who works in the zoo. This is where the pandas live. This is the tiger that makes me feel frightened. Grammar 2: <ul style="list-style-type: none"> Cats walk more quietly than horses. Cats are the most friendly animals in the world.
8 Weather	TEACHING OF: <ul style="list-style-type: none"> cloud, cloudy, cold, hot, ice, rain, rainbow, sky, snow, sun, sunny, windy; cool, season, summer, temperature, warm, weather, wind, winter 	EXPOSURE TO: <p>communicate, community, fall, identity, livability, logo, reflect, technology, shape, spring, sustainability, values</p>	REVISION OF: (Grammar 1) <p>Future predictions with <i>be going to</i></p> REVISION OF: (Grammar 2) <p>The verb <i>to be</i> – Simple Present and Simple Past</p>	Grammar 1: <ul style="list-style-type: none"> What's the weather going to be like this afternoon? It's going to be cold, but it isn't going to rain. Grammar 2: <ul style="list-style-type: none"> What is the weather like today? It is snowy. What was the weather like yesterday? It was cloudy, but it wasn't rainy.
G Goodbye!	REVISION OF: <p>cave, draw, go shopping, grandparents, hill, ice, kitten, naughty, walk, weather, wet clothes, windy</p>		REVISION OF: <p>Future with <i>be going to</i>, verb + to infinitive vs. verb + -ing, Simple Past, restrictive relative clauses</p>	





Scope and Sequence

READING	SEL	WORD WORK	LISTENING	SPEAKING	WRITING	INTEGRATED LEARNING	PROJECT
<ul style="list-style-type: none"> A story set in the forest (Reading for gist) A blog post about a vacation (Identifying details) 	<ul style="list-style-type: none"> Self-management: Dealing with stress 	<ul style="list-style-type: none"> Word families 	<ul style="list-style-type: none"> A conversation about vacations (Listening for gist and details) 	<ul style="list-style-type: none"> Talking about outdoor activities 	<ul style="list-style-type: none"> Writing a blog post about your summer vacation 	<ul style="list-style-type: none"> Social Studies: Dragon Ball - Qiddiyah 	<ul style="list-style-type: none"> Making a model of an ancient outdoor activity
<ul style="list-style-type: none"> A story about a dad who has a house accident (Identifying details) An article about first-aid (Reading for specific information) 	<ul style="list-style-type: none"> Responsible decision-making: Understand the consequences of your actions 	<ul style="list-style-type: none"> Indefinite pronouns and compound nouns 	<ul style="list-style-type: none"> House safety advice (Listening for advice) 	<ul style="list-style-type: none"> Talking about accidents at home 	<ul style="list-style-type: none"> Writing a first-aid procedure for your school 	<ul style="list-style-type: none"> Natural Science: Good hygiene habits 	<ul style="list-style-type: none"> Acting out a scene of a house accident
<ul style="list-style-type: none"> An interview with a vet at an animal shelter (Identifying setting) An online article about wild animals (Comparing and contrasting) 	<ul style="list-style-type: none"> Relationship skills: Identifying relationships that aren't healthy or safe 	<ul style="list-style-type: none"> Classifying words 	<ul style="list-style-type: none"> An interview with a vet (Listening for predictions) 	<ul style="list-style-type: none"> Interviewing your partner about their favorite animal 	<ul style="list-style-type: none"> Writing an animal fact file 	<ul style="list-style-type: none"> Natural Science: Native animals 	<ul style="list-style-type: none"> Designing an animal shelter
<ul style="list-style-type: none"> A story about a visit to a weather dome (Identifying problems and solutions) An article about the weather (Comparing and contrasting) 	<ul style="list-style-type: none"> Responsible decision-making: Identifying choices that may result in problems, and solving these problems 	<ul style="list-style-type: none"> Adding -y to make adjectives from nouns 	<ul style="list-style-type: none"> An interview with a weather reporter (Listening for specific information) 	<ul style="list-style-type: none"> Describing the weather 	<ul style="list-style-type: none"> Writing a paragraph about your favorite season 	<ul style="list-style-type: none"> Art: NEOM 	<ul style="list-style-type: none"> Making a paper pinwheel



صديقان في الطبيعة

1 Listen, look, and number.

استمع، وانظر، وارقم

2 Listen, point, and say.

استمع، أشر، وقل.



ما هي الأماكن الطبيعية التي تحب زيارتها؟

Which places in nature do you like visiting?





انظر واكتب.

3 Look and write.

1 **Earth** الكرة الأرضية2 **lake** بحيرة3 **mountain** جبل4 **forest** غابة5 **island** جزيرة6 **hill** تلة7 **land** أرض8 **waterfall** شلال9 **cave** كهف10 **desert** صحراء11 **field** حقل12 **countryside** الريف4 **5.3** Listen, read, and complete.

All around the ¹ **Earth**.
In the east, north, west, and south.
Let's take a tour,
and find out what it's about.

In the north we see a high ² **mountain**
where a **waterfall** runs from above,
Into the ⁴ **lake** below
where flowers and trees grow.

In the south there is an ⁵ **island**.
There is a big ⁶ **forest**, too.

Behind the forest, there is a ⁷ **hill**
with a ⁸ **cave** you can walk through.

Look at the ⁹ **desert** in the east.
There is just sand.
No forest or lake, no hill or cave.
Nothing grows on that land.

Over in the west,
I can see lots of ¹⁰ **fields** there.
It's the green ¹¹ **countryside**
a place we can enjoy and share.

5 **5.4** Listen again and chant.

ارسم وخن مع زميلك.

6 Draw and guess with your partner.



أخن ما أرسمه.
Guess what I'm drawing.

No, it isn't. Guess again.

لا، ليس كذلك. خن مرة أخرى.

هل هي بحيرة؟

Is it a lake?





1 Read the chart. **إقرأ الجدول** **الفعل + المصدر**

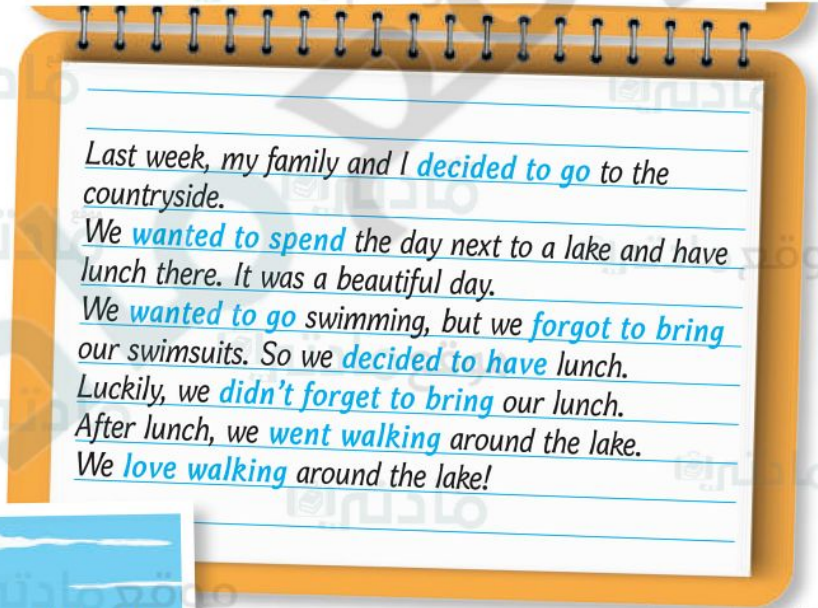
Verb + to infinitive	
Affirmative إثبات	Negative نفي
She <i>wanted to spend</i> the day in the countryside. (want / spend)	She <i>didn't want to spend</i> the day in the countryside. (want / spend)
We <i>forgot to bring</i> our swimsuits. (forget / bring)	We <i>didn't forget to bring</i> our swimsuits. (forget / bring)
Verb + -ing الفعل + ing	
I <i>love hiking</i> in the hills. (love / hike)	I <i>don't love hiking</i> in the hills. (love / hike)
They <i>like swimming</i> in the lake. (like / swim)	They <i>don't like swimming</i> in the lake. (like / swim)

2 Read and choose the correct answer.

اقرا واختر الإجابة الصحيحة

في الأسبوع الماضي، قررت أنا وعائلي الذهاب إلى الريف.

أردنا قضاء اليوم بجوار بحيرة وتناول الغداء هناك. كان يوماً جميلاً. أردنا الذهاب للسباحة، لكننا نسينا إحضار ملابس السباحة الخاصة بنا. لذا قررنا تناول الغداء. لحسن الحظ، لم ننس إحضار غداءنا. بعد الغداء، ذهبنا للتجول حول البحيرة. نحن نحب التجول حول البحيرة.



يتم وضع **To** قبل / بعد الفعل الرئيسي لتكوين المصدر.

1 **To** is placed **before** / after the main verb to form the infinitive.

2 We use the **base** / gerund form of the verb to form the infinitive with **to**.
نستخدم صيغة المصدر / الاسم من الفعل لتكوين المصدر.

3 We use the **infinitive** / gerund after the verb **want**.
نستخدم المصدر / اسم الفاعل بعد الفعل **want**.

4 **Walking** is the **gerund** / infinitive of the verb **walk**. **walking** هو اسم الفاعل للفعل **walk**.



اقرأ واختر الكلمات الصحيحة.

3 Read and choose the correct words.

- 1 I wanted to walk / walking in the mountains, but it was very cold.
- 2 He decided climbing / to climb the hill, but it was too difficult.
- 3 They finished taking / to take all their photos when it started to rain.
- 4 She hates swimming / to swim near the waterfall.

اقرأ الجمل وأكملها.

4 Read and complete the sentences.

- 1 I wanted to play tennis, but I **forgot to take** my tennis racket. (want / play; forget / take)
- 2 We **decided to explore** the forest before it **started raining**. (decide / explore; start / rain)
- 3 We **tried to visit** the cave, but there was a big black bear living there. (try / visit)
- 4 I was very tired, so I **finished exploring** the forest. (finish / explore)
- 5 He **tried to cross** the desert, but it was too hot. (try / cross)
- 6 She **prefers walking** to cycling. (prefer / walk)

انظر، اقرأ، اختر، وأكمل.

5 Look, read, choose, and complete.

finish ينهي forget ينسى love حب start يبدأ try يحاول want يريد

1



لقد حاولوا بناء بيت على شجرة في الغابة.
They tried to make (make) a treehouse in the forest.

2



إنه يحب ركوب دراجته إلى المدرسة.
He **loves riding** (ride) his bike to school.

3



لقد نسي أن يرتدي حذائه هذا الصباح.
He **forgot to put** (put) his shoes on this morning.

4



We didn't miss the bus because we **started to run** (run) when we saw it.

لم نفوت الحافلة لأننا بدأنا بالركض (الركض) عندما رأيناها.

5



We **wanted to sleep** (sleep) outside, but it was too noisy.

أردنا أن ننام في الخارج، لكن المكان كان صاخبًا للغاية.

6



finished painting
I _____ (paint) the picture of the flowers.

انتهيت (ارسم) من رسم صورة الزهور.



انظر إلى الصورة. ما الذي تعتقد أن أوستن وأبناء عمومته يفعلونه؟

1 Look at the picture. What do you think that Austin and his cousins are doing?

2 Listen and read.

مطاردة العلم "The Flag Hunt"



كان الأطفال ذاهبين للبحث عن العلم في الغابة. كانت السيدة آيت تخبرهم بالقواعد: "عليكم أن تجدوا علما في كل مكان. وتذكروا أن تلتقطوا القمامة!" قررت لوسي وأوستن الذهاب إلى البحيرة أولاً. قال أوستن: "انظروا، علم! فلنذهب إلى الكهف بعد ذلك." كانت سارة وخوسيه من الفريق الأزرق يسيران نحو الشلال. قال خوسيه: "انظروا! هناك علم. لنذهب إلى التل بعد ذلك." لم يريا أن حقيبة سارة كانت مفتوحة. كانت سارة وخوسيه يتسلقان التل. رأت سارة بعض القمامة من حقيبتها على ظهرها. الأَرْض. "أوه لا" صرخت. "علينا أن نلتقطها." بعد بضع ساعات، عاد الأطفال. "لقد وجد الفريق الأصفر أربعة أعلام. لقد فزت في البحث عن الأعلام اليوم"، قال المعلم. "خذ أحد أعلامنا. لقد رأينا أنك جمعت كل قمامتك، ولم تتمكن من إنهاء عملك"، قالت لوسي. "شكرا لك!" قال خوسيه وسارة.



The children were going to have a flag hunt in the forest. Mrs. White was telling them the rules. "You have to find a flag at each place. And remember to pick up your trash!" Lucy and Austin decided to go to the lake first. "Look, a flag! Let's go to the cave next," said Austin.

Sarah and Jose from the blue team were walking to the waterfall. "Look! A flag," said Jose. "Let's go to the hill next." They didn't see that Sarah's backpack was open. Sarah and Jose were climbing the hill. Sarah saw that some trash from her backpack was on

the ground. "Oh no," she cried. "We have to pick it up."

A few hours later, the children went back.

"The yellow team found four flags. You win today's flag hunt," said the teacher.

"Here, take one of our flags. We saw that you collected all your trash, and you couldn't finish," said Lucy.

"Thank you!" said Jose and Sarah.

اقرأ مرة أخرى واختر الكلمات الصحيحة.

3 Read again and choose the correct words.

- 1 The yellow team goes to the lake / field first.
- 2 The yellow team finds / doesn't find a flag there.
- 3 The blue team closes / doesn't close their backpack.
- 4 The blue team needs to / doesn't need to collect their trash.
- 5 The blue / yellow team wins the flag hunt.
- 6 The yellow team doesn't give / gives a flag to the blue team.

التعلم الاجتماعي والعاطفي

Social and Emotional Learning

قراءة ومناقشة

Read and discuss.

- 1 When do you usually feel stressed?
- 2 What do you do to feel less stressed?
- 3 Are there other activities that help you to feel better?

١ - متى تشعر عادة بالتوتر؟

٢ - ماذا تفعل لكي تشعر بتوتر أقل؟

٣ - هل هناك أنشطة أخرى تساعدك على الشعور بالتحسن؟



انظر إلى الصور، واذكر الأشياء التي تراها في الطبيعة.

- 1 Look at the pictures. Name the things in nature you see.
- 2 Listen and circle.



Daniel / Jack



Daniel / Jack



Daniel / Jack



Daniel / Jack دانيال/ جاك



Daniel / Jack



Daniel / Jack

- 3 Listen and read. Write T (true) or F (false). Correct the false sentences.

- 1 Daniel visited a waterfall on his vacation. F Daniel visited a forest.
- 2 Jack likes going to the mountains. F Jack doesn't enjoy going to the mountains.
- 3 Daniel took a boat trip on a lake. T _____
- 4 Jack loves swimming in the ocean. T _____
- 5 Jack went fishing every day. F Jack went swimming every day.

- 4 Talk to your partner about these outdoor activities. Use the words to help you.

boring ممل dangerous خطير difficult صعب easy سهل exciting مثير fun ممتع interesting مثير للاهتمام

Person A: I love playing soccer! It's so fun and exciting.

Person B: That's great! I think scout activities can be fun too, especially camping and hiking. But sometimes, the drills and training can be a bit boring.

Person A: Yeah, I guess you're right. But what about playing in the snow? That sounds fun and exciting, but it can also be dangerous if you're not careful.

Person B: Exactly. It's important to be aware of the risks, like slipping and falling. But when done safely, it can be a lot of fun.



I tried to ice skate but it was very difficult.

لقد حاولت التزلج على الجليد ولكن الأمر كان صعباً للغاية.

الشخص أ: أحب لعب كرة القدم! إنها ممتعة ومثيرة للغاية.
الشخص ب: هذا رائع! أعتقد أن أنشطة الكشافة يمكن أن تكون ممتعة أيضاً، وخاصة التخييم والمشي لمسافات طويلة. ولكن في بعض الأحيان، قد تكون التدريبات والأنشطة الكشافة مملة بعض الشيء.
الشخص أ: نعم، أعتقد أنك على حق. ولكن ماذا عن اللعب في الثلج؟ يبدو الأمر ممتعاً ومثيراً، ولكنه قد يكون خطيراً أيضاً إذا لم تكن حذراً.
الشخص ب: بالضبط. من المهم أن تكون على دراية بالمخاطر، مثل الانزلاق والسقوط. ولكن عندما يتم ذلك بأمان يمكن أن يكون ممتعاً للغاية.



استمع وانظر ورقم.



www.ion.edu.sa

1 Listen, look, and number.



a **deep** lake **5**



a **hard** rock **1**



dry **ground** **2**



a **high** mountain **6**



far from home **7**



close to the **snail** **4**



a **low** tide **3**

2 Listen, point, and say.

استمع، وأشر، وقل.

3 Look and complete the text with the words from Exercise 1.

في هذه المناظر الطبيعية الريفية يوجد جبل مرتفع وشلال. يقع الجبل بالقرب من الغابة.



In this countryside landscape there's a ¹ **high** mountain and a waterfall. The mountain is ² **close** to the forest.

هذه صحراء بها الكثير من الرمال، لذا فإن الأرض جافة. وهناك أيضًا بعض الكثبان تسمى الرملية المنخفضة.



This is a desert with a lot of sand, so the ³ **ground** is dry. There are also some ⁴ **low** hills. They are called sand dunes.

على هذه الجزيرة يوجد الكثير من الحلزونات، كن حذرًا! يبدو المحيط عميقًا، الجزيرة بعيدة، يوجد الكثير من الصخور التي تبدو صلبة من الأرض.



On this island, there are lots of ⁵ **snails**. Be careful! The ocean looks ⁶ **deep**. The island is ⁷ **far** from land. There are a lot of rocks that look ⁸ **hard**.

انظر إلى الصور وابحث عن الاختلافات مع زميلك.

4 Look at the pictures. Find the differences with your partner.



غابة قريبة من الحقل



غابة بعيدة عن الحقل



اقرأ الجدول

1 Read the chart.

سؤال

إثبات

نفي

Question	Affirmative	Negative
هل كان بمقدورك أن تسيح عندما كان عمرك خمس سنوات؟ Could you swim when you were five?	Yes, I could swim when I was five. نعم كنت قادراً على السباحة عندما كان عمري خمس سنوات	No, I couldn't swim when I was five. لا لم أكن قادراً على السباحة عندما كنت في الخامسة من عمري
هل بإمكانهم تسلق الجبل؟ Could they climb the mountain?	Yes, they could . نعم، بمقدورهم تسلق الجبل	No, they couldn't because it was too high. لا، لم يكن بمقدورهم تسلق الجبل لان الجبل مرتفع للغاية.

2 Read and choose the correct words. اقرأ واختر الكلمات الصحيحة

50 years ago منذ ٥٠ عاماً



You were an athlete.
Could you run fast?

كنت رياضياً. هل كنت تستطيع الجري بسرعة؟

Today اليوم



نعم، أستطيع ذلك، إذ كان بإمكانني الركض مسافة ٤٠ كيلومتراً في أقل من ثلاث ساعات حينها.

Yes, I **could**.
I **could run** 40 kilometers under three hours then.

هل تستطيع ركوب الخيل؟

Could you ride a horse?

لا، لم أستطع ركوب الخيل.

No, I **couldn't** ride a horse.

- 1- نستخدم **could** للتحدث عن الأحداث الحالية أو الماضية.
- 2- نستخدم **could / couldn't** للتحدث عن شيء لم يكن الشخص قادراً على فعله.
- 3- نستخدم **could / could not** للتحدث عن شيء كان الشخص قادراً على فعله.

- 1 We use **could** to talk about **present / past** events.
- 2 We use **could / couldn't** to talk about something a person was not able to do.
- 3 We use **could / couldn't** to talk about something a person was able to do.

3 Look and write. أنظر و اكتب

Summer Camp Activities

أنشطة المخيم الصيفي

خذ قارباً إلى الجزيرة
take a boat to the island ✓

قم بزيارة الكهف
visit the cave ✗

المشي في الغابة
walk in the forest ✓

تسلق الجبال
climb the mountains ✗

السباحة في البحيرة
swim in the lake ✓

المشي في الحقول
walk in the fields ✗

- عندما كنا في المخيم الصيفي....
- 1- يمكننا أن نسير في الغابة.
 - 2- يمكننا أن نأخذ حذاءً إلى الجزيرة.
 - 3- لم نستطع تسلق الجبال.
 - 4- لم نتمكن من زيارة الكهف.
 - 5- يمكننا السباحة في البحيرة.
 - 6- لم نكن نستطيع أن نسير في الحقول.

When we were at summer camp, ...

- 1 we **could walk** in the forest.
- 2 we **could take** a boat to the island.
- 3 we **couldn't climb** the mountains.
- 4 we **couldn't visit** the cave.
- 5 we **could swim** in the lake.
- 6 we **couldn't walk** in the fields.




انظر إلى الصور وأجب عن الأسئلة.



1 Look at the photos and answer the questions.

- 1 ما هو المكان الذي تريد زيارته؟ (أ)
Which place do you want to visit? (a)
- 2 ما الذي يمكنك فعله هناك؟ ركوب التلفريك والمشي لمسافات طويلة وتسلق الصخور.
What can you do there? Ride the cable car and Hiking and Rock climbing.



اقرأ المدونة واختر الصورة في التمرين 1 التي توضح المكان بشكل أفضل. (ب)

2 Read the blog and choose the photo in Exercise 1 that best shows the place. (b)

My Blog

March 12
مدونتي
١٢ مارس

مرحبًا، أنا عمر. لقد أمضيت إجازة رائعة. ذهبت إلى الشاطئ. إنه مكاني المفضل. كان الطقس مشمسًا، لذا تمكنا من السباحة في المحيط. لقد أحببت السباحة والاستمتاع بالشمس. في أحد الأيام، بدأ المطر يهطل، لذا لم نتمكن من السباحة في المحيط. كان هناك أيضًا الكثير من الكهوف بجوار الشاطئ. قررنا استكشافها. كان أخي يحب استكشاف الكهوف. في يوم آخر، ذهبنا لركوب الدراجات. كان أخي يرغب في ممارسة رياضة المشي لمسافات طويلة، لكنني أفضل ركوب الدراجات. كانت إجازة رائعة ونريد أن نعود إليها في الصيف القادم. ماذا فعلت في إجازتك؟

Hi! I'm Omar. I had a great vacation. I went to the beach. It's my favorite place. The weather was sunny, so we could swim in the ocean. I loved swimming and having fun in the sun. One day, it started to rain, so we couldn't go swimming in the ocean. There were also a lot of caves next to the beach. We decided to explore them. My brother loved exploring the caves.

On another day, we went riding on our bikes. My brother wanted to go hiking, but I prefer cycling.

It was a great vacation. We want to go back next summer.

What did you do on your vacation?

اقرأ المدونة مرة أخرى وأجب عن الأسئلة.

3 Read the blog again and answer the questions.

- 1 Where did Omar go on vacation? He went to the beach.
- 2 What could he do at the beach? He could swim.
- 3 What did they do when it rained? They explored some caves.
- 4 What else did they do? They rode their bikes.
- 5 Do they want to go back? Yes, they do.

- ١ - أين ذهب عمر في الإجازة؟ ذهب إلى الشاطئ.
- ٢ - ماذا كان يستطيع أن يفعل على الشاطئ؟ كان يستطيع السباحة.
- ٣ - ماذا فعلوا عندما هطلت الأمطار؟ استكشفوا بعض الكهوف.
- ٤ - ماذا فعلوا أيضًا؟ لقد ركبوا دراجاتهم.
- ٥ - هل يريدون العودة؟ نعم يريدون ذلك.

انظر واكتب الكلمات في الأعمدة الصحيحة.

1 Look and write the words in the correct columns.



	-og	-ain	-eep	-est	-ike	-at
مدونة	blog	train قطار	deep عميق	west الغرب	bike دراجة	cat قطة
ضفدع	frog	rain مطر	sheep غنم	nest عش	hike تنزه	hat قبعة

انظر، اقرأ، وأكمل الجمل.

2 Look, read, and complete the sentences.



The king rings flowers in the spring.



Let's run in the sunun for fun.



We must skate to the gate because we're late.



There's a cool pool at our new school.

اكتب عن اجازتك الصيفية. واذكر الأفكار التالية:

3 Write about your summer vacation. Include the ideas below:

1 where you went on vacation

2 what the weather was like

١- أين ذهبت في اجازة.

3 what you could do there

4 what you couldn't do there

٢- كيف كان الطقس.

5 where you want to go next year

٣- ما يمكنك فعله هناك.

٤- ما لم تستطع فعله هناك.

٥- أماكن تريد الذهاب إليها العام المقبل.

www.myblog.com

My Blog

March 12 مدونتي
١٢ مارس

Last summer, I spent my vacation in a beautiful coastal city. The weather was hot and sunny, perfect for beach activities. We spent our days swimming, sunbathing, and building sandcastles. We also went on boat trips and explored the local markets.

Unfortunately, it rained one day, so we couldn't go to the beach. Instead, we visited a local museum and learned about the history of the area.

Next summer, I'd love to go camping in the mountains. I'm excited about hiking, camping, and stargazing.

Integrated Learning: Social Studies



القديية
Qiddiya

صف ما يمكنك رؤيته في الصور مع زميلك. أغلفة الكتب المصورة، والأشخاص

- 1 Describe what you can see in the pictures with a partner. covers of comic books, people riding a roller coaster, the logo of the Qiddiya project, the location of the Qiddiya theme park
- 2 Read and write **T** (true) or **F** (false). اقرأ واكتب **T** (صواب) أو **F** (خطأ).

A NEW THEME PARK IN QIDDIYA

مدينة ملاهي جديدة في القديية

By Noura Hassan نورا حسن

أغلفة القصص المصورة، أشخاص يركبون قطار الملاهي، شعار مشروع القديية، موقع منتزه القديية الترفيهي.

A new theme park is coming to Saudi Arabia – a Dragon Ball Theme Park! A theme park has exciting rides. This one will be the first theme park about *Dragon Ball* in the world. It will be in Qiddiya. Qiddiya is a new city near the Tuwaiq Mountains.

Dragon Ball is a comic book series. It is also a TV show. It's about a boy named Goku. He is looking for magic Dragon Balls. Master Roshi teaches Goku martial arts.



Goku meets many characters on his adventure. Some characters are people, some are monsters.

Why is Saudi Arabia building a Dragon Ball Theme Park? Lots of people read the books and watched the show. They love *Dragon Ball*.

Fans of *Dragon Ball* want to have an adventure like Goku! Visitors want to come to the theme park.

One kind of ride is a roller coaster. It goes very fast. It goes up high. It is scary and fun – and safe, too! The Dragon Ball Theme Park will have a huge roller coaster inside a dragon. The dragon is a character from *Dragon Ball*. There are ideas for 30 rides about the characters and places from *Dragon Ball*.



- 1 Qiddiya is a character in *Dragon Ball*. F
- 2 The theme park is far from the Tuwaiq Mountains. F
- 3 Goku is a boy in *Dragon Ball*. T
- 4 Few people like *Dragon Ball* comic books. F
- 5 A roller coaster is a kind of ride at theme parks. T
- 6 The dragon roller coaster will be very big. T

- 3 Think about what you can do at theme parks. Write and tell your partner.



العب وأجب.
1 Play and answer.

<p>البداء/الانتهاء Start / Finish</p>	<p>1 أكمل. Complete. I wanted to go swimming, but it was cold. أردت أن أذهب للسباحة، لكن الجو كان باردًا.</p>	<p>2 What is this? Earth ما هذا؟ كرة الأرضية. </p>	<p>3 Complete. أكمل. I could ride a bike when I was six. <input checked="" type="checkbox"/> تمكنت من ركوب الدراجة عندما كنت في السادسة من عمري.</p>
<p>7 What is this? Desert.  ما هذا؟ صحراء.</p>	<p>6 أحط. Circle. He could / couldn't climb the mountain. It was too high. لم يكن بوسعها تسلق الجبل، فقد كان مرتفعًا للغاية.</p>	<p>5 اكتب كلمة من نفس العائلة. Write a word from the same family: king الملك bring جلب</p>	<p>4 Complete. أكمل. couldn't I _____ talk when I was one. <input checked="" type="checkbox"/> لم أكن أستطيع التحدث عندما كنت طفلة.</p>
<p>8 What is the opposite of low? High. ما هو عكس المنخفض؟ مرتفع.</p>	<p>9 Name two characters from <i>Dragon Ball</i>. اذكر شخصيتين من دراغون بول: Goku and Vegeta. جوكو وفيجيتا.</p>	<p>10 Circle. أحط. A word that rhymes with skate is hot / late.</p>	<p>11 صحيح أم خطأ؟ True or false? دراغون بول هي سلسلة قصص مصورة. <i>Dragon Ball</i> is a comic book series. True. هذا صحيح.</p>
<p>يعود Return</p>	<p>14 Complete.. أكمل. In a forest there are lots of trees. يوجد في الغابة الكثير من الأشجار.</p>	<p>13 ممارستها في الصيف؟ What activities do you like to do in the summer? Reading books, Writing قراءة الكتب، الكتابة.</p>	<p>12 Who won the flag hunt? من فاز بمطاردة العلم؟ both teams كلا الفريقين.</p>

مشروع

Project



اصنع نموذجًا لنشاط خارجي.

Make a model of an outdoor activity.

Work in groups of four and:

- decide which outdoor activity you like.
- decide how you will make your model.
- draw your model on a large sheet of paper.
- make a list of materials that you'll need.
- write a description of the model, and where and how it is used.
- make your model and present it to the class.





حل المشروع

Answers:

Make a model of an outdoor activity.

Work in groups of four and:

- decide which outdoor activity you like.
- decide how you will make your model.
- draw your model on a large sheet of paper.
- make a list of materials that you'll need.
- write a description of the model, and where and how it is used.
- make your model and present it to the class.



Fishing is the activity of trying to catch fish.

Why is this activity great for kids?

Creating a pretend fishing play scenario is a super way to engage kids' imaginations. And, when kids turn an everyday object like a stick into a fishing pole.

How to Make Fishing Game as an Outdoor Model Activity

Materials

- Cardboard
- Scissors
- Magnet disks
- Glue
- Yarn
- Wooden dowel/stick

Instructions

This simple fishing game for kids is easy to make with cardboard and magnets. Includes instructions for making your own magnetic fish and fishing rod plus ideas for pretend play.

- First, cut the cardboard into simple fish shapes.
- Decorate with paint, drawings, or colored paper.
- Glue magnet disks on for the eyes.
- Cut a large cardboard fishing hook and glue a magnet on to the end of the hook.
- Attach your magnetic hook to a wooden dowel fishing rod with yarn.
- Use your new fish and fishing rod to see how many fish you can catch or to play another kind of fishing game!

6 House Accidents



www.ien.edu.sa

You should go to the doctor!

استمع وإقرأ واكتب اليوم

يجب عليك أن تذهب إلى الطبيب

1 Listen, read, and write the day. 2 Listen, point, and say.



رابط الدرس الرقمي
www.ien.edu.sa

headache

صداع

1 Monday الأثنين

earache

ألم الأذن

fall

سقط

hurt

إنجرح

2 Wednesday الأربعاء

X-ray

أشعة

cry

يبكي

toothache

ألم الأسنان

يبح

cough

الخميس

4 Thursday

يجرح

cut

السبت

3 Saturday

sick

ظهر

back

ألم في المعدة

stomachache

How often are you sick?

كم مرة تمرض؟



انظر واكتب.

3 Look and write.



1 e arache ألم في الأذن



2 t toothache ألم في الأسنان



3 h headache صداع



4 c cough سعال



5 stomachache آلام المعدة



6 X- X-ray أشعة



7 f fall يسقط



8 s sick مريض



9 c cry يبكي



10 c cut يجرح



11 b back ظهر



12 h hurt يتأذى

4 Look at the picture (انظر إلى الصورة ثم أكمل الجمل) **جرح** complete the sentences. 1. منى لديها سعال سيء. هي تكح كثيراً.



- Mona has a bad cough. She is coughing a lot.
- Majid has a problem with his left ear. He has an earache.
- Noura's head hurts. She has a bad headache.
- Badr has a stomachache because he ate unhealthy food for dinner.
- Rana is sitting in the dentist's chair. She has a toothache.
- Faris is getting an X-ray. The doctor is looking at the screen.

5 Mime and answer.



ماذا لدي؟
What do I have?



لديك الآلام في المعدة؟
You have a stomachache.

1 Read the chart. إقرأ الجدول إثبات

	Affirmative	Negative
التزام Obligation	I <i>have to</i> wear a helmet to ride a motorbike.	I <i>don't have to</i> wear gloves to wash the dishes.
نصيحة Advice	You <i>should</i> drink a lot of water. It's good for your body.	You <i>shouldn't</i> eat a lot of candy. You'll get a toothache.
الالتزام والحظر Obligation and Prohibition	We <i>must</i> take our medicine every day to get better.	You <i>mustn't</i> play with electricity.

2 Read and complete. إقرأ وأكمل



يجب يتعين يتعين

have to must should

نستخدم **have to** و **must** للتحدث عن الأشياء التي يتعين علينا القيام بها.

1 We use **have to** and **must** to talk about things we need to do.

2 We use **should** to give advice. نستخدم **should** لأبداء النصيحة.



اقرأ وطابق المشكلات مع النصيحة الصحيحة

3 Read and match the problems with the correct advice.

- | | |
|---|---|
| 1 I have a stomachache.
لدي ألم في المعدة | a You shouldn't listen to loud music.
لا يجب عليك الاستماع إلى الموسيقى الصاخبة |
| 2 I have a cough.
عندي كحة | b You should drink a lot of water
and juice. It will help your throat.
يجب عليك شرب الكثير من الماء والعصير
فهذا يساعد على تحسين حالة حلقك |
| 3 I have an earache.
لدي صداع | c You shouldn't eat ice cream.
لا يجب عليك أن تأكل الآيس كريم |
| 4 I have a headache.
عندي ألم في الأسنان | d You should go to the dentist.
إنه سيئ لمعدتك. يجب عليك الذهاب إلى طبيب الأسنان |
| 5 I have a toothache.
تعرضت لسقوط وساقى تؤلمني | e You should get an X-ray.
يجب عليك الحصول على الأشعة السينية |
| 6 I had a fall, and my leg hurts.
انظر واكتب يتعين عليك, لا يتعين عليك, يجب, لا يجب واختر كلمة من المربع | f You should go to an ear doctor.
يجب عليك الذهاب إلى طبيب الأذن |

4 Look and write have to, don't have to, must, or mustn't and a word from the box.

- | | | | | | |
|--------------|---------------|-------------|----------------|--------------|--------------|
| يكون
-be- | يشرب
drink | يجري
run | ينادي
shout | يغسل
wash | يلبس
wear |
|--------------|---------------|-------------|----------------|--------------|--------------|



1 يجب أن تكون هادنا في المستشفى
You have to be quiet in the hospital. ✓



2 لا يجب عليك الجري في المستشفى
You mustn't run in the hospital. ✗



3 يجب عليك غسل اليدين في المستشفى
You must wash your hands in the hospital. ✓



4 يجب أن لا ترفع صوتك في المستشفى
You mustn't shout in the hospital. ✗



5 لست بحاجة أن تشرب الماء إذا كنت لا ترغب في شربه
You don't have to drink water if you don't want to. ✗



6 يتوجب علي لبس الكمامة في المستشفى لتجنب انتقال الامراض
I must wear a mask in the hospital to avoid catching a disease. ✓

اكتب وقم بعمل حوار مع زميلك

5 Write and act out a dialogue with your partner.



Ahmed! That was a bad fall!
أحمد! لقد كانت سقوطاً سيئاً
You mustn't stand up. I'm going to get the nurse.
لا يجب عليك الوقوف, سأذهب لإحضار الممرضة



My leg really hurts.
ساقى تؤلمني حقاً

اكتب وقم بعمل حوار مع زميلك

5 Write and act out a dialogue with your partner.

Sample answers:

علي: ماجد! لقد كانت تلك سقوطاً سيئاً. يجب أن تكون حذراً.

Ali: Majid! That was a bad fall. You must be careful.

خالد: نعم أعلم! آه، ساقِي.

Khalid: Yes, I know! Ouch, my leg.

علي: لا يجب عليك المشي، يمكنني استدعاء الممرضة للمساعدة.

Ali: You mustn't walk. I can call the nurse for help.

خالد: لا داعي لذلك... أنا بخير.

Khalid: You don't have to...I'm OK.

علي: لا، لا بأس، يجب أن تحافظ على هدوئك إن استطعت.

Ali: No, it's fine. You should stay calm if you can.

خالد: حسناً، لا يجب عليّ أن أركض بهذه السرعة!

Khalid: OK. I shouldn't run that fast!



انظر إلى الصورة وأجب مع زميلك على الأسئلة

1 Look at the picture and answer with your partner.

من هم أفراد العائلة الذين يمكنك رؤيتهم؟

1 What family members can you see?

2 What is happening to Dad?

3 Who is controlling the toy car?

1. I can see the parents and their kids, Alex and Lisa.

2. He is slipping on the toy car.

3. Alex.

2 Listen and read.

6.3

استمع وإقرأ

A Strange Car Accident

حادث سيارة غريب

Alex and Lisa were playing in the yard with Alex's new toy—a remote-controlled car—when Dad got home from work. "Dad, watch out!" cried Alex. "You mustn't step on the car!" But it was too late. Dad's foot got stuck in the car. He was rolling all over the yard. Alex tried to stop the car, but he couldn't control it. Lisa ran to help Dad. He was heading toward the flowers very quickly! "Oh, no!" cried Lisa. But Dad fell into the flowers. "Ow! I hurt my foot. I must get an X-ray," said Dad.



Later, Dad was lying on the couch. The children brought some ice for his foot.

"Here, Dad. You should put ice on your foot," said Lisa.

"No need. I'm actually OK!" said Dad, laughing.

"But," said Mom, "you have to pick up your toys in the yard before someone really gets hurt."

اقرأ مرة أخرى ثم اكتب صواب أو خطأ. صحح الجمل الخاطئة

3 Read again and write T (true) or F (false).

Correct the false sentences.

1 The children were in the yard. T

2 Dad didn't see the toy car. T

3 Alex stopped his toy car. F

Alex couldn't control the toy car.

4 The children got ice for Dad. T

5 Dad needed the ice for his foot. F

Dad didn't need ice for his foot.

6 Mom was angry with Dad. F

Mom wasn't angry with Dad.

Social and Emotional Learning

Read and discuss.

- 1 What happens if you don't do something you were asked to do?
- 2 How do you think it affects other people? Why?
- 3 What can you do to be better?

انظر إلى الصور. تحدث عن أي من هذه الأعمال تقوم بعملها

1 Look at the photos. Say which of these things you do.

كن أمانا في المنزل

BE SAFE AT HOME



لا تلمس الادوية والمنتجات الخطيرة

3 Don't touch dangerous products and medicines.



دائما عليك التقاط الأشياء الخاصة بك

7 Always pick up your things.



أغلق ثم قفل الباب الأمامي

2 Close and lock the front door.



4 Play inside your yard.



5 Don't pull cables.

العاب داخل الفناء الخاص بكم

لا تسحب الكابلات

استمع ورقم

2 6.4 Listen and number.

استمع مرة أخرى ثم تحقق بعلامة صح أو علامة أक्स

3 6.5 Listen again and check (✓) or cross (X).

لا يتوجب عليك تنظيف جميع ألعابك.

1 You don't have to clean up all your toys. X

يجب عليك إغلاق الباب الأمامي وقفله لضمان سلامتك.

2 You should close and lock the front door to be safe. ✓

يجب عليك ترك المنتجات الخطرة بمفردها.

3 You should leave dangerous products alone. ✓

لا ينبغي لك اللعب في الخارج.

4 You shouldn't play outside. X

لا يجوز لك لمس الكابلات بالكهرباء.

5 You mustn't touch cables with electricity. ✓

4 Look and talk with your partner. انظر ثم تحدث مع زميلك



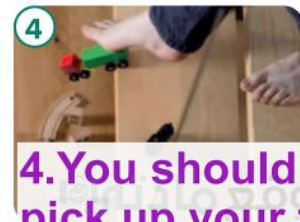
1. You shouldn't ride fast on your bike.



2. You should always watch small children.



3. You shouldn't jump off furniture.




4. You should always pick up your things.



استمع ثم قم بترقيم الأشخاص في الصورة



1 Listen and number the people.



2 Listen, point, and say. استمع وأشر وقل

اقرأ ثم اختر الكلمات الصحيحة

3 Read and choose the correct words.

- I cried because I fell downstairs / upstairs and hurt my arm.
- I feel sad and tired. I'm not all right / ill.
- The ball hit me in the stomach / head, and now I have a stomachache.
- Remember to put on / take off your helmet when you go cycling.
- Please put on / take off your boot. I have to take an X-ray of your foot.

4 Listen and complete. استمع وأكمل الفراغات

Chorus

What's the matter?

What's wrong?

Are you ¹all right?

Try to be strong!

I went ²upstairs

and took a fall.

I fell down the stairs

and ended up in the hall.

I ³took off my sock
and looked at my foot.

I had a bad cut,
so on it a ⁴band aid

I put!

Chorus

I ate a big pizza.

I felt very ⁵ill.

My ⁶stomach hurt a lot,
so I had to take a pill.

put on

I ⁷put on my helmet
and got on my bike.
But I shouldn't go cycling
late at night.

I fell off my bike
and hurt my leg.
When I got home,
I had to go to bed.

Chorus

5 Listen again and chant.

استمع مرة أخرى وردد النشيد

6

76



اقرأ الجدول

1 Read the chart.

no-	any-	some-	every-
There's <i>nothing</i> wrong with you. You aren't sick.	I have a headache and I can't see <i>anything</i> .	My stomach hurts. I think I ate <i>something</i> bad yesterday.	Do we have <i>everything</i> we need for the first aid kit?
The doctor's office was quiet. There was <i>no one / nobody</i> there.	Does <i>anyone / anybody</i> have a band aid? I cut my finger.	I think there's <i>someone / somebody</i> at the door. I heard a knock.	The food was bad, so <i>everyone / everybody</i> has a stomachache now.

اقرأ واختر الكلمات الصحيحة

2 Read and choose the correct words.

ماذا جرى؟

What's the matter?

كل شي يؤلمني - ظهري, ساقي ذراعي الألم في كل مكان

Everything hurts - my back, my leg, my arms. It hurts everywhere.

شي ما دخل عيني

I have **something** in my eye.

ولا أرى أي شي في عينيك

I don't see **anything** in your eye. There's **nothing** wrong.

1 نستخدم كل / أي / لا شيء / للتحدث عن الأشياء والاعراض أو المفاهيم غير المحددة

We use *every / any / some / no + thing* to talk about **specific / indefinite** things, objects, or concepts.

2 نستخدم كل / أي / بعض / لا احد للتحدث عن شخص أو جماعة من الناس غير محددين

We use *every / any / some / no + body* or *one* to talk about **a specific / an indefinite** person or group of people.

3 نستخدم كل للحديث عن الكل

We use *every* to talk about **one / all**

4 نستخدم أي في الجمل المنفية والاستفهامية

We use *any* in **affirmative / negative and interrogative** sentences.

3 Read and complete the text with the correct indefinite pronouns.

اقرأ وأكمل النص باستخدام الضمائر غير المحددة الصحيحة

One night, Saeed woke up. He heard ¹ **something** downstairs. He was afraid there was ² **someone** in his house. He got up and slowly opened his bedroom door. He couldn't see ³ **anything** at first. He walked quietly downstairs. There was ⁴ **something** on the stairs. His cat jumped up. Saeed was surprised and fell down. He hurt his leg. He took out his phone to call the hospital. When the paramedics came, they asked, "Do you live with ⁵ **anyone**?" "Yes, but ⁶ **everyone** is away for the weekend," said Saeed.

انظر إلى الصورة. إسأل وأجب مع زميلك

1 Look at the photo. Ask and answer with your partner.

- ما المشكلة؟ **Someone has a cut.** شخص ما لديه جرح
 1 What's the problem? **يجب عليك تنظيف الجرح وتغطيته بضمادة.**
 2 What should you do? **You should clean the cut and cover it with a band aid.** ماذا يجب ان تفعل؟
 3 How can you help? **وقم بتغطيتها بضمادة.** كيف يمكنك المساعدة؟
 4 Did it ever happen to you? **Yes, it was happened to me two weeks ago.** هل سبق وان حدث لك؟ لقد حدث لي ذلك منذ أسبوعين.

2 Read and order. اقرأ ورتب

www.firstaid.com

FIRST AID

When **someone** has an accident, you have to help him or her. There's always **something** you can do to help. There are different steps that you should follow with different accidents. Here you will learn about first aid for a cut.

Cut

- 1 First, you should cover the cut. You should use a clean cloth or towel. You must press down because this will stop the blood. But you shouldn't press too hard.
- 2 Next, you must clean the cut. This sometimes hurts, so you should use clean water on a clean cloth and try to be careful. You should clean the cut slowly.
- 3 Now, you must take a new cloth. You have to dry the cut. Move around the cut to dry it.
- 4 Finally, you should put a band aid on the cut. Don't forget to put the dirty cloths in the trash!
- 5 If the cut is on your head, you can get a headache. In that case, you should see your doctor.

ALWAYS REMEMBER:
Cover | Clean | Dry | Band aid

اقرأ مرة أخرى ثم اختر الكلمات الصحيحة

3 Read again and choose the correct words.

- 1- أولاً يجب تغطية الجرح لوقف النزيف. First, you should **cover** / clean a cut to stop the bleeding.
- 2- ثم يتعين غسل الجرح بالماء. Then you **must** / **mustn't** wash the cut with water.
- 3- يجب تنظيفه بقطعة قماش نظيفة. You should clean it with a **clean** / dirty cloth.
- 4- يجب تجفيف الجرح. You **should** / **shouldn't** dry the cut.
- 5- يجب تجفيف الجرح ببطء. You should dry the cut **quickly** / **slowly**.
- 6- أخيراً تحتاج إلى استخدام اسعافات أولية. Finally, you need to use **a band aid** / some medicine.

تحدث مع زميلك وقل بكلماتك الخاصة كيف تقوم بتنظيف الجرح

4 Talk with your partner and say in your own words how to clean a cut.

Sample answers:

First, I should cover a cut to stop the bleeding. Then, I must clean the cut with water and cotton. After that, I must dry the cut slowly because the cut hurts. Finally, I should put a band aid on the cut to keep the dirt out.

1 Read, match, and write.

any-
every-
no-
some-

-body أي شخص
-one كل شخص
-thing لا أحد
لا شيء
شخص ما

Indefinite Pronouns

- 1 anybody أي شخص
2 anyone كل شخص
3 anything كل شيء
4 everybody لا احد
5 everyone شخص ما
6 everything شي ما
7 nobody
8 no one
9 nothing
10 somebody
11 someone
12 something

2 Look and write compound nouns. انظر واكتب الأسماء المركبة

- 1 ear
2 band
3 head
4 up
5 tooth
6 X-

+

- ache
aid
ache
stairs
ache
ray

=

- earache ألم إذن
band aid اسعاف أولي
headache صداع
upstairs طابق علوي
toothache ألم أسنان
X-ray أشعة سينية

انظر و اختر صورة واحدة ثم اجب عن الاسئلة

3 Look and choose one picture. Answer the questions.



1. I need some ice or a cold cloth on the knee. 2. I should clean the knee with water and cotton.
1 What do you need? ماذا تحتاج؟ ما لا ينبغي القيام به؟ 2 What should you do? ماذا يجب عليك ان تفعل؟
3 What shouldn't you do? 4. Yes, I need to get help from a doctor or nurse. 4 Do you need a doctor? هل تحتاج إلى طبيب؟

3. I must put a band aid on the cut to keep the dirt out.

4 Now write a first-aid procedure for your school.

الآن اكتب لمدرستك إجراءات الإسعافات الأولية

FIRST-AID PROCEDURE FOR someone falls over and hurts his knee

1. First, the person should lie still and shouldn't move their knee.
2. Then, you should put some ice or a cold cloth on the knee.
3. After that, you must clean the knee with water and cotton.
Put a band aid on the cut to keep the dirt out.
4. Finally, You should then help the person to stand and walk. They shouldn't stand on their leg. You must take them to get help from a doctor or nurse.



اقرأ ثم ضع علامة صح على السلوك الصحيح.

- 1 Read and check (✓) the correct behavior.
- 1 Eat healthy food and drink water. 2 Wash your hands before you eat.



اقرأ ملصق النظافة الجيدة ثم اكتب do أو don't بعد كل جملة

- 2 Read the Good Hygiene poster. Then write do or don't after each sentence.

Some Good Hygiene Habits

We all want to be healthy. No one likes to feel sick. So here are some ideas on how to take care of yourself and keep healthy.



You should always wash your hands before you eat.



You should sleep for ten hours every night. You shouldn't play on a computer or tablet at bedtime. You should read a book so you will sleep better.



Whenever you use a digital device like a tablet, you should rest your eyes. Doctors say for each hour of use, you should rest your eyes for ten minutes!



You must cover your mouth with your elbow or a tissue when you cough. You must wash your hands after because you might make someone else sick.



You should get regular exercise outside. You can play a sport or just play outside with friends. But be careful so that you don't get hurt.

NOW REMEMBER TO FOLLOW THESE PRACTICES AND YOU WON'T FEEL SICK.

- 1 Wash your hands before you eat.
 2 Sleep for ten hours a night.
 3 Play on a tablet before you sleep.
 4 Rest your eyes from time to time.
 5 Cover your mouth when you cough.
 6 Get regular exercise.
 7 Stay inside all day.

- do
 do
 don't
 do
 do
 do
 don't

اكتب عن عادة سعودية صحية. أخبر زميلك

- 3 Write about a healthy Saudi habit. Tell your partner.

- Have a bath or shower every day.
- Brush your teeth.
- Keep your room tidy.



1 Play and answer.

النهاية / البداية
Start / Finish

أكمل الفراغ

1 Complete. **should**
You _____ wear a scarf if it's cold.
You can get sick.

أكمل الفراغ

2 Complete.
Faiz has a bad **cough** today.



أكمل الفراغ

3 Complete.
You **must** be quiet in a hospital.

7 Why shouldn't you touch dangerous products?

They can make you sick.

ضع دائرة على الإجابة الصحيحة

6 Circle.
Everyone / Anyone in the hospital waiting room is sick.

أكمل الفراغ

5 Complete the words.
band **aid**
tooth **ache**
up **stairs**
ear **ache**

أكمل الفراغ

4 Complete. **mustn't**
You _____ run in the halls of the hospital.

8 Say.
This is a machine we use to see inside our bodies. **X-ray**

أكمل الفراغ

9 Complete.
First aid means helping someone when they have an accident or are sick.

ضع دائرة على الإجابة الصحيحة

10 Circle.
Sabah fell over and **hurt** / put on her leg.

صواب او خطأ

11 True or false?
We should use our cell phones before going to sleep. **false**

Return
يعود

14 Say.
This is what we do when we remove shoes or clothes. **take off.**

13 What happens if you don't cover your mouth when you cough?
You can get someone sick.

12 What happened to Dad in the yard?
Dad stepped on a toy car and fell in the flowers.

المشروع
Project



Act out a scene of a house accident.

Work in groups and:

- decide what happens in your scene.
- decide each team member's role.
- write your scene.
- rehearse the scene in your groups.
- act out your scene for the rest of the class.



الحل في الصفحة التالية

Project



Act out a scene of a house accident.

Work in groups and:

- decide what happens in your scene.
- decide each team member's role.
- write your scene.
- rehearse the scene in your groups.
- act out your scene for the rest of the class.



Sample answers:

Moha was in the kitchen with her two young children, Loai (5) and Lujain (3). Now she just needed to get milk and they'd be done. She had a full cart at that point, which blocked her vision. Moha didn't see a carton of milk had spilled out onto the floor. She stepped into it, slipped, and fell hard on her back. As she hit the ground with a "thud," at first she was just shocked. The kids screamed and Loai ran to her side. Then the shock turned to horrible pain, stinging her back and side. Moha realized she'd been badly injured. Her husband Faisal came to help her get back on her feet and then got her into bed. Faisal had to take off time from work to get her to the doctor, and to take care of the kids when she couldn't get herself up. The surgery went off without a hitch, and the family settled in for six weeks of recovery and six months or so of physical therapy.

7 Wildlife



www.ien.edu.sa

Seth and his Sister Emma Visit the Zoo

سيث وأخته يزورون حديقة الحيوانات

استمع وأشر وقل

1 Listen and nun

استمع ثم رقم

2 Listen, point, and say.



ما الحيوان المفضل لديك؟
What's your favorite animal?

My favorite animal is the Arabic horse.



انظر واكمل ثم قل

3 Look and complete. Then say.




1 lion



2 parrot



3 panda



4 polar bear



5 kangaroo



6 cage



7 jungle



8 asleep



9 danger



10 frightened



11 fast



12 slowly

4 Look and complete the sentences. انظر واكمل الجمل



1 حيوانه المفضل هو البيغاء
1 His favorite animal is
a parrot.



2 هي تحب الكانغر
2 She likes kangaroos



3 البيغاء في القفص
3 The parrot is in a cage.



4 The lions are
moving fast.



5 يوجد الكثير من الباندا في الحديقة
5 There are many pandas
in the zoo.

ارسم حديقة للحيوانات ثم أخبر زميلك عنها

5 Draw and tell your partner about your zoo animals.



هل بإمكانني رؤية حديقته؟
Can I see your zoo?

Sure. Here are the lions. Here is
the polar bear. It's in a cage.



بالتأكيد. ها هي الأسود. هنا
الدب القطبي. أنه في القفص.



1 Read the chart. **اقرأ الجدول**

This is the scientist	that / who	works at the zoo.
This is the tiger	that / which	is living in the zoo now.
That was the day	when	my cat had kittens.
This is the zoo	where	the vet works on Fridays.
This is the woman	whose	parrot speaks English.

اقرأ ثم أجب عن الأسئلة

2 Read and answer the questions.



انظر! هذا هو المكان عندما
وصلنا إلى حديقة الحيوان

1 Look! This is
when we arrived
at the zoo!



هذه المرأة الذي أراد قطها اللعب مع الكنغر.

3 This is the woman
whose cat wanted to
play with the kangaroos!



هذا هو مكان الباندا الذي يعيش فيه.

5 This is **where** the
pandas live.

2 And this is the parrot
which talked to people!

4 And that's the vet
who works in the zoo.

6 وهذا هو النمر الذي يجعلني أشعر بالخوف.
And this is the tiger **that**
makes me feel frightened!

وهذا هو الطبيب البيطري الذي يعمل في الحديقة وهذا هو الببغاء التي تحدثت مع الناس

- a ما هي الجملة التي تتحدث عن شخص؟ **4**
- b ما هي الجملة التي تتحدث عن الوقت؟ **1**
- c ما هي الجملة التي تصف مكاناً؟ **5**
- d ما هي الجملة التي تعبر عن حيازة شيء؟ **3**
- e Which sentences are talking about an animal or thing? **2 6**

اقرأ واختر الكلمات الصحيحة

3 Read and choose the correct words.

- 1 We use **that and which** / **where** when we refer to people, animals, and things.
- 2 We use **who and whose** / **that** only when we refer to people.
- 3 We use **who** / **where** when we refer to places.
- 4 We use **where** / **when** to refer to time.
- 5 We can use **whose** / **that** to substitute for **who, which, where, when** and **when**.
- 6 We use **what** / **whose** to refer to something that belongs to someone.



إقرأ واختر الكلمات الصحيحة

4 Read and choose the correct words.

- 1 This is the cat **that** / where had kittens.
- 2 That is the teacher **who** / whose helped the kittens on the street.
- 3 This is the girl **whose** / who horse was in the competition.
- 4 That is the park **where** / whose we saw the parrots.
- 5 The museum **that** / who I want to visit is near the zoo.
- 6 This is the day **where** / **when** we help at the animal shelter.
- 7 That was the jungle in **which** / whose the man saw the tiger.

5 Read and write the sentences. استمع مرة أخرى وردد النشيد

- 1 Julie / kangaroo / has / a long tail. (that)
Julie is the kangaroo that has a long tail.
- 2 Manny / elephant / ears / are big. (whose)
Manny is the elephant whose ears are big.
- 3 Australia / place / kangaroos / live (where)
Australia is the place where kangaroos live.
- 4 Ahmed / vet / helps / the polar bear. (who)
Ahmed is the vet who helps the polar bear.
- 5 Saturday / we / help animals / in the shelter. (when)
Saturday is when we help animals in the shelter.
- 6 This / animal book / we / got / for our little brother. (which)
This is the animal book which we got for our little brother.

6 7.3 Listen, read, and choose. استمع، اقرأ، واختر.

This is the gray elephant ¹who / **whose** ears are big.

That is the big panda ²that / when is black and white.

This is the small monkey ³who / **whose** teeth are dirty.

That is the giraffe that has a loooong neck, that's right.

Chorus

At the zoo, at the zoo.

We are having so much fun here at the zoo.

Is that the green parrot ⁴that / whose can say hello?

Is that the brown kangaroo ⁵that / where jumps and never falls?

I think that's the tiger ⁶whose / that is brave and strong.

And that is the vet who takes care of them all.

Chorus (x2)

7 7.4 Listen again and chant. استمع مرة أخرى وردد النشيد

انظر إلى الصورة وقل أين يتواجد الأشخاص

1 Look at the picture and say where the people are.

a an animal shelter b a zoo

2 Check (✓) all the animals that you see. ضع علامة صح على جميع الحيوانات التي تراها في الصورة.

<input type="checkbox"/> حصان horse	<input type="checkbox"/> قرد monkey	<input checked="" type="checkbox"/> بيبغاء parrot	<input type="checkbox"/> فأر mouse
<input checked="" type="checkbox"/> سلحفاة tortoise	<input checked="" type="checkbox"/> قط cat	<input checked="" type="checkbox"/> أرنب rabbit	<input type="checkbox"/> باندا panda

3 Listen and read. استمع وإقرا

A Visit to the Animal Shelter



Seth and Emma are at the local animal shelter. They're interviewing Dr. Sullivan. She is a vet who is a volunteer there.

Seth: What do you do here, Dr. Sullivan?

Dr. Sullivan: I work with other vets who help animals that are sick, like Pinky here.

Emma: What happened to Pinky? He looks frightened.

Dr. Sullivan: Pinky is a rabbit who came here with a broken leg. I operated on him this morning.

Seth: Poor Pinky!

Emma: Do you have people who take care of some of the animals here?

Dr. Sullivan: Yes, we do, but animals are a big responsibility!

Seth: Can I take care of Pinky when he's better? I think Pinky

will be happy at my house.

Parrot: No, he won't! No, he won't!

Seth: Who said that?

Parrot: Not me! Not me!

Dr. Sullivan: Oh, that's a parrot who has been here a long time. He's always unhappy and mean.

Parrot: I'm not mean! Take care of me!

Dr. Sullivan: Don't worry about him. He needs people to love him and help him feel safe, too!

Emma: Then he can come home with me!

Dr. Sullivan: That's great! Children who want to help animals are the best!

4 Read again and choose the correct words. اقرأ مرة أخرى ثم اختر الكلمات الصحيحة.

1 Dr. Sullivan is a volunteer / lives at the local shelter.

2 Seth wants to take care of the cat / rabbit.

3 People who take care of pets need to be responsible / happy.

4 The parrot wants / doesn't want someone to take care of him.

5 Dr. Sullivan thinks the parrot needs / doesn't need a home.

6 The story is about how people can make animals feel safe / frightened.

دراسة اجتماعية وعاطفية

Social and Emotional Learning

Read and complete for you. Then discuss.

1 When you take care of an animal, you must _____

2 Not all animals can be pets because _____

3 If you take care of an animal, you must _____



إيما تجري مقابلة مع الدكتورة سولفيان. تحقق من الأسئلة التي تعتقد بأن إيما ستقوم بطرحها على الدكتورة. تحدث مع زميلك.

1 Emma is interviewing Dr. Sullivan. Check (✓) the questions you think Emma is going to ask her. Talk to your partner.

ماذا تعمل؟



- 1 What do you do?
- 2 Why did you decide to become a vet?
- 3 How many animals do you have?
- 4 What is your favorite part of your job?
- 5 Where do you work now?
- 6 Why do you like to work at the zoo?
- 7 What is your favorite animal?

استمع للحوار. تحقق من أجوبتك للتمرين 1

2 Listen to the conversation. Check your answers for Exercise 1.

3 Listen again and match. استمع مرة أخرى ثم طابق.

- | | |
|---|-------------------------------|
| 1 The interview is going to be in the | a panda. |
| 2 Dr. Sullivan decided to become a vet | b at the zoo. |
| 3 Dr. Sullivan's cat | c lion. |
| 4 Dr. Sullivan works | d school newspaper. |
| 5 Dr. Sullivan's favorite animal is the | e when she was a little girl. |
| 6 Emma's favorite animal is the | f was very sick. |

4 Interview your partner and write the answers. Answer your partner's questions.

قم بإجراء مقابلة مع زميلك وقم بكتابة الاجوبة. أجب عن أسئلة زميلك.

Interview questions

My partner's name: **Loai**

What is your favorite animal?

My favorite animal is the lion.

What does your favorite animal eat?

Lions are animals that only eat meat.

Where can you see it?

can see lions in grasslands and plains.

What color is your favorite animal?

Lions are yellow, brown, and orange-brown.



1 Listen and number.

بالفعل الزرافة طويلة. انظر



2 Listen, point, and say. استمع وأشر وقل

3 Read and complete the words. اقرأ ثم أكمل الكلمات.

- 1 Elephants and giraffes are t a l l.
- 2 My cat is very s m a r t. It knows a lot of tricks.
- 3 Dr. Sullivan says we have to be c a r e f u l with animals.
- 4 Gorillas are b r a v e. They are not afraid of people.
- 5 The fish in the tank are colorful and p r e t t y.
- 6 Snails are s l o w.
- 7 My parrot is chatty and f r i e n d l y.
- 8 It is not s a f e to cross the busy street when the lights are red.

4 Act out and guess with your partner.

مثل دور اسلوب وحركات حيوان معين وحزر مع زميلك عن اسم الحيوان



اقرأ الجدول والمحادثات

1 Read the chart and the conversations.

الصفات / الظروف الطويلة والقصيرة

Long and Short Adjectives / Adverbs		
Horses are friendly .	Horses are <i>more friendly than</i> cats.	Horses are <i>the most friendly</i> animals in the world.
Cats are quiet animals.	Cats are <i>more quiet than</i> horses.	Cats are <i>the most quiet</i> pets.
Rabbits are cute .	Rabbits are <i>cuter than</i> parrots.	Rabbits are <i>the cutest</i> animals in the animal shelter.
Tortoises walk slowly .	Tortoises walk <i>more slowly than</i> cats.	Tortoises walk <i>the slowest</i> .

Horses are **more friendly** than cats.

الخيول أكثر ودية من القطط



نعم، ولكن القطط تمشي بهدوء أكثر من الخيول.

Yes, but cats walk **more quietly** than horses.

The white rabbit is **the cutest** pet here!

الارنب الابيض افضل حيوان أليف هنا



And the parrot is **the most intelligent** bird. It can talk!

والببغاء الطائر الأكثر ذكاء بإمكانه التحدث

2 Look and write a comparative sentence

انظر ثم اكتب جملة باستخدام صيغة المقارنة للصفات

①



The mouse is **faster** than the frog. (fast)

②



The giraffe is walking **more slowly** than the lion (slowly)

③



The rabbit is **cuter** than the frog (cute)

④



The white cat is **more friendly** than the brown cat. (friendly)

⑤



The tiger is **braver** than the mouse. (brave)

3 Complete with the superlative forms. أكمل الجمل باستخدام صيغ التفضيل للصفات

- Giraffes are the **tallest** animals on the planet. (tall)
- What do you think the **most friendly** animal is? (friendly)
- This monkey is the **smartest** animal in the zoo. (smart)
- Aisha is the student who is the **most intelligent** in the class. (intelligent)
- Lions are one of the **quickest** animals in the world. (quick)

4 Write your own sentences about different animals with the words given.

careful

smart

friendly

safe




انظر إلى الصور. خمن عن موطن هذه الحيوانات


- 1 Look at the pictures. Guess where the animals are from. **Australia**
- 2 Read the text and check your answers in Exercise 1.

www.animalfactfiles.com

Australia is a place that has many unique animals. It is the only place in the world where you can find kangaroos and king parrots.



Kangaroos are big brown or gray animals with strong legs and long tails. Kangaroos are mammals that live in grasslands. They eat plants or grass. They can be dangerous if they are frightened, so people must be careful around them. Kangaroos use their tails to jump when they want to move. They can live for more than ten years.



King parrots are pretty birds that live in trees in jungles in small groups. They have beautiful blue, red, and green feathers. They eat fruits, seeds, and leaves. They are friendly animals and more intelligent than kangaroos. They can also learn some words, and some people like to have them as pets. They can live for more than 20 years.

أكمل الجدول بالمعلومات الحقيقية عن حيوان الكانغر والبغاء الملكي وقارن بينهما

- 3 Complete the fact file. Compare both animals.

كانغر

ببغاء الملك

	Kangaroo	King Parrot
الحجم واللون Size and Color	big, brown, or gray	blue, red, and green
الموئل Habitat	grasslands	trees in the jungle
الغذاء Food	grass and plants	fruits, seeds, and leaves
العمر الافتراضي Life Span	more than 10 years	more than 20 years
حقائق أخرى مثيرة Other Interesting Facts	use their tails to jump	friendly, people like them as pets.

- 4 Read and discuss. اقرأ وناقش

ما هي الحيوانات الأخرى التي تعرفها وتعيش في استراليا؟

- 1 What other animals from Australia do you know? **Koala, dingos, and wallabies.**
- 2 How are they different? كيف تختلف الحيوانات؟

Koalas are tree-dwelling mammals. They eat leaves of trees. A dingo is the largest land-predator in Australia. The eat meat.

أكمل المخطط باستخدام الكلمات التي في الصندوق

1 Complete the chart with the words.

Verb	Adjective	Noun
care	1 <u>careful</u>	care
interest	2 interesting	interest
endanger	dangerous	3 danger
4 frighten	frightening	fright
help	5 helpful	help

2 Read and choose the correct words. اقرأ ثم أختَر الكلمات الصحيحة.

- We need to **careful** / **care** for the animals. نحن بحاجة لنهتم بالحيوانات.
- Australia has many **interest** / **interesting** animals. إستراليا لديها الكثير من الحيوانات المثيرة.
- Lions can be **danger** / **dangerous** when they are hungry. يمكن أن تكون الأسود خطيرة عندما تكون جائعة.
- Don't **frighten** / **frightening** the birds. Walk quietly. لا تخيف الطيور إمش بهدوء.
- The vet needed some **helpful** / **help** yesterday at the shelter. إحتاج البيطري بعض المساعدة امس في ملجا الحيوانات.
- We must be **careful** / **care** with our pets at home. يجب أن نعتني بقططنا في المنزل.
- Pollution can **endanger** / **dangerous** the animals in the jungle. يمكن للتلوث أن يهدد الحيوانات في الغابة.

3 Read and write. اقرأ وأكتب.

- Think of two animals you like or know about. فكر في إثنين من الحيوانات التي تحبها أو تعرفها.
- Write a fact file like the one on page 90 about each one. اكتب ملفاً بمعلومات حقيقية مثل الملف الموجود في صفحة 90 عن كل حيوان.
- Mention: أذكر
 - size and color, الحجم واللون
 - the food they eat, الطعام الذي ياكله
 - which is faster or slower, and أيهما أسرع أو أبطأ
 - any other differences. أي فروق أو إختلافات أخرى.

نموذج للإجابة

Sample answers:



	Tiger	Kangaroo
Size and Color	big, orange, brown	big, brown or gray
the food they eat,	meat	plants or grass
which is faster or slower	A tiger is faster than kangaroo	A kangaroo is slower that a tiger
أيهما أسرع أو أبطأ	Tigers have four developed and muscular limbs	Kangaroos have hind limbs, smaller and less developed
other differences.		

انظر إلى الصور ثم أجب عن الأسئلة مع زميلك

1 Look at the pictures and answer the questions with your partner.

- 1 What do you know about each animal? ماذا تعرف عن كل حيوان؟
- 2 How are they different? كيف يختلف كلا منهما عن الآخر؟

2 Read and write T (true) or F (false). Correct the false sentences.

اقرأ واكتب الحرف T للجمل الصحيحة واكتب الحرف F للجمل الخطأ ثم قم بتصحيح الجمل الخاطئة



Tigers are animals that live in Asia.

They are orange and brown and have long tails.
They are the largest wild cats in the world. They aren't friendly and don't like groups.
Tigers can live for about ten years.

Did you know?

There is a white spot behind each tiger's ear.



African elephants are animals that live in Africa.

They are gray or brown and have long trunks.
African elephants are the largest land animals in the world and can live more than 50 years.
They live in small family groups.

Did you know?

An elephant's trunk is part of its nose.



Reindeer are animals that live in different parts of the world.

There are a lot of reindeer in Europe. They are brown or gray and have white fur around their necks. Reindeer run fast and can live for about 20 years.

Did you know?

Reindeer live in very large groups called herds.

1 Tigers live longer than elephants. F

Elephants live longer than tigers.

2 African elephants are bigger than any other land animals. T

تعيش الرنة في مجموعات أكبر من النمر - صواب

3 Reindeer live in bigger groups than tigers. T

تعيش النمر لفترة أطول من الأفيال خطأ والصحيح ان الأفيال تعيش أطول من النمر

4 Tigers are the smallest cats in the world. F

Tigers are not the smallest cat in the world.

5 African elephants live in smaller groups than reindeer. T

تعيش الأفيال الأفريقية في مجموعات أصغر من قطيع الرنة - صواب

3 Research and present a native animal from Saudi.

ابحث عن حيوان يعيش ويتواجد بكثرة في المملكة العربية السعودية



ما هو الحيوان؟ *What animal is it?*

أين يعيش؟ *Where does it live?*

ما لونه؟ *What color is it?*


كم عدد السنوات يمكن أن يعيش؟ *How long can it live?*

هل يعيش مع حيوانات أخرى؟ *Does it live with other animals?*

ما هي الميزة الخاصة لهذا الحيوان؟ *What is special about it?*

ما هي الميزة الخاصة لهذا الحيوان؟

3 Research and present a native animal from Saudi.



What animal is it?
Where does it live?
What color is it?
How long can it live?
Does it live with other animals?
What is special about it?

14/4/24

1. Arabian camel.

2. Riyadh, Makkah, and the Eastern Province.

3. Brownish, dark brownish, and black.

4. The Arabian camels are social animals that live in groups, called herds.

5. The Arabian camel has a longer life expectancy than its Asian relative and may live to the age of 55 years or more.

1 Play and answer.

ما هو الحيوان المفضل للدكتورة سلفيان؟ ولماذا؟

أي مكان لا ترغب إيمان أن ترى الحيوانات فيه؟ ما اسم هذا الحيوانات؟

Start / Finish

1 What is Dr. Sullivan's favorite animal? Why?

2 Name the animals.



polar bear.

3 Where doesn't Emma like to see animals?

in cages.

lion, because they're strong and fast.

قارن بين الخيول والقطط

ضع دائرة على الإجابة الصحيحة

ضع دائرة على الإجابة الصحيحة

7 Circle. This is the zoo where / who you can see kangaroos.

6 Talk about your favorite animal. My favorite animal is the loin. It's strong and fast.

5 Circle. Don't frighten / frightening the animals. Speak quietly.

4 Compare horses and cats. Use "friendly". Horses are more friendly than cats.

ما اوجه الاختلافات بين الكنغر والبيغاء الملكي؟

حيوان غير سعيد مذكور في القصة فماهو؟

أضف اثنين آخرين من الظروف

8 Add two more adverbs. slowly friendly quickly

9 Which animal is mean and unhappy in the story? the parrot.

10 Circle. Khalid is the boy who / whose parrot talks.

11 How are kangaroos and king parrots different? Kangaroos are taller than king parrots. King parrots are more intelligent than, kangaroos.

ضع دائرة على الإجابة الصحيحة

أي حيوان تعتقد انه شجاع؟ ولماذا؟

Return

14 Complete. أكمل My cat is smart It can do tricks!

13 Which animal do you think is brave? Why? Lion because it's strong and fast.

12 Complete. أكمل The elephant is the largest land animal that lives in Africa.

المشروع

Project

قم بتصميم ملجأ حيوان

Design an animal shelter.

Work with a partner and:

- imagine you are designing an animal shelter for your town.
- plan your animal shelter.
- make a model of your animal shelter.
- present your animal shelter to the class.



الإجابة في الصفحة التالية

Project



Design an animal shelter.

Work with a partner and:

- imagine you are designing an animal shelter for your town.
- plan your animal shelter.
- make a model of your animal shelter.
- present your animal shelter to the class.



Sample answers:

How to Design a Shelter For Rabbits

Rabbits are active and need to be able to hop, run, jump, dig and stretch out fully when lying down. They need enough room to exercise and stand up fully on their back legs without their ears touching the roof. For two medium-sized rabbits, we recommend a living space no smaller than 3m x 2m and 1m high - this will include their main shelter and exercise area. A dedicated shed, hut or playhouse with an exercise area attached can make a great home. Rabbits like to have separate areas in their shelter for eating, resting and toileting.





8

Weather

Jack and his Sisters Enjoy the Four Seasons

1 8.1 Listen, read, and number.
إستمع و اقرأ ورقم

2 8.2 Listen, point, and say.

استمع وأشر وقل



ما هو الطقس الذي تحب؟

مثال على الحل

What weather do you like?

Sample answer:
I like sunny and rainy weather.



1 انظر واكتب. استخدم الكلمات من التمرين

3 Look and write. Use the words from Exercise 1.



1 cloud سحاب



2 snow ثلج



3 rain مطر



4 windy عاصف



5 cloudy غائم



6 sky سماء



7 rainbow قوس قزح



8 cold بارد



9 sunny مشمس



10 sun شمس



11 ice جليد



12 hot حار

استمع وإقرأ ثم ضع دائرة على الكلمات الدالة على الطقس

4 Listen, read, and circle the weather words.

Look outside and up at the sky.
What can you see up high?
I see low clouds, so there's rain today.
Take an umbrella, that's what I say.
When you're outside. (x2)

Look outside and up at the sky.
What can you see up high?
I see gray clouds, so there's snow today.

It's cold and there's ice, that's what I say.
Walk slowly outside. (x2)

Look outside and up at the sky.
What can you see up high?
I see sun and rain today.
There's a rainbow, that's what I say.
There's a rainbow outside. (x2)

5 Listen again and chant. استمع مرة اخرى ثم ردد الأنشودة

6 Play a game. Say with a partner. هناك سحابة والجو بارد هناك سحابة



There's a cloud.

There's a cloud,
and it's cold.



1 Read the chart.
اقرأ الجدول

المستقبل باستخدام **be going to**

Question السؤال	Affirmative إثبات	Negative نفي
Is it <i>going to be</i> sunny tomorrow?	It's / <i>is going to be</i> sunny tomorrow.	It's / <i>is not going to be</i> cloudy tomorrow.
Are you <i>going to go</i> swimming next summer?	Yes, I <i>am</i> .	No, I'm <i>not</i> / <i>am not</i> .
Is he <i>going to go</i> skiing next winter?	Yes, he <i>is</i> .	No, he <i>isn't</i> / <i>is not</i> .
<i>Are</i> they going to go skiing next winter?	Yes, they <i>are</i> .	No, they're <i>not</i> / <i>aren't</i> / <i>are not</i> .

2 Read and choose the correct answer.
اقرأ ثم اختر الإجابة الصحيحة

سيكون طقساً بارداً، لكنها لن تمطر
It's *going to be* cold, but it *isn't going to* rain.

ما الطقس المتوقع بعد ظهر اليوم؟
هل سيكون مشمس؟
Is it *going to be* sunny?
لا لن يكون مشمس.
No, it *isn't*.

ماذا ستفعلين هوللي؟
What *are* you *going to* do, Holly?
سأذهب إلى السينما.
I'm *going to go* to the movies!

نستخدم **be going to** للتحدث عن الماضي / الحاضر / المستقبل

- We use *be going to* to talk about the past / present / future.
- We use *be going to* to talk about ideas / predictions / offers.

نستخدم **be going to** للتحدث حول الأفكار / التنبؤات / العروض.

اقرأ وأكمل الفراغات باستخدام الصيغة الصحيحة لـ **be going to**

3 Read and complete with the correct form of **be going to**.



سيكون الطقس مشمس غداً. إنها لن تمطر

It 's going to be sunny tomorrow. It isn't going to rain.



سيتساقط الثلج الأسبوع القادم

It 's going to snow next week. It isn't going to be hot.



ستكون عاصفة السبت القادم. لن يكن مشمساً

It 's going to be windy next Saturday. It isn't going to be sunny.



سأذهب للسباحة الأسبوع القادم لن أذهب للتزلج على الجليد

I 'm going to go swimming next week. I not going to go skiing.



سأذهب لركوب الدراجة غداً. لن أذهب للتزلج

I 'm going to go cycling tomorrow. I not going to go skateboarding.

4 Look, read, and complete.

انظر وإقرأ ثم أكمل



This is the weather for tomorrow on the island.

In the mountains, it's going to snow.

It 's going to be very cold. It isn't going to be sunny.

On the beach, it's going to be sunny, and it 's going to be hot.

Over the city, it's going to be cloudy, and it's going to rain. So, take your umbrella.

And in the forest, it 's going to be windy. It isn't going to be hot.

That's what the weather is going to be like tomorrow.

رتب الكلمات لتكوين أسئلة ثم اكتب أجوبة عن مدينتك

5 Order the words to make questions. Then write answers for your city.

1 going / hot / to be / Is / Monday / it / on / ?

Is it going to be hot on Monday? No, it is not. It's going to be cloudy.

2 sunny / going / it / Is / to be / Tuesday / on / ?

Is it going to be sunny on Tuesday? Yes, it's going to be sunny.

3 on / Wednesday / the / weather / What's / like / going / to be / ?

What's the weather going to be like on Wednesday? It's going to be cold.

4 Thursday / on / What's / weather / the / be / going to / like / ?

What's the weather going to be like on Thursday? It rains and it's cold.

5 Is / it / snow / Friday / going to / on / ?

Is it going to snow on Friday? No, it is not. It's going to be windy.

1 Look at the pictures and say what you think Layla and her brothers are doing. **sunny, rainy / wet**

2  Listen and read. **استمع وإقرأ**



The Weather Dome



The children are going to visit the weather dome. They meet at the entrance.

Mateo: You're late, Zack.

Zack: Sorry. I wanted to prepare my backpack.

Layla: You aren't going to need it.

First, they visit the wet climate.

Layla: I don't like rain.

Mateo: It's cold, too. I'm going to get wet!

Zack: Here's an umbrella.

Mateo and Layla: Thanks, Zack!

Then, they visit the hot climate.

Mateo: It's very hot.

Layla: There aren't any clouds. The sun is so strong!

Zack: I like the sun. I have my sunglasses and hat.

Next, they visit the snowy, cold climate.

Zack: It's going to snow a lot here.

Layla: I can't see anything!

Mateo: Me neither. Zack! Help!

The children come out of the snowy climate.

Layla: Luckily, Zack had a flashlight.

Mateo: Look, the exit!

Zack: Did you have fun?

Layla: Yes, I did.

Zack: Are you hungry? I have some snacks.

3 Read again and answer. **إقرأ النص أعلاه مرة أخرى ثم أجب**

1 Why does Zack arrive late? Because he wanted to prepare his backpack.

2 What's the weather like in the wet climate? It rains and it's cold.

3 Who's happy in the hot climate? Why? Zack is happy because he's wearing a hat and sunglasses.

4 What's the problem in the cold climate? Mateo and Layla can't see in the snow.

5 How does Zack help his brother and sister? He has a flashlight so they can see.

6 Why was Zack's backpack important? Because he was prepared for all the different types of weather. And he had snacks.

4 Think and group items under the correct heading. Talk with your partner.

فكر وصنف العناصر تحت العنوان الصحيح. تحدث مع زميل
طقس حار مشمس

hot, sunny weather

sun hat

sunglasses

نظارات شمسية

cold, snowy weather

طقس بارد ثلجي

flashlight

مصباح يدوي

Social and Emotional Learning

Read and discuss.

- 1 What choice did you make that resulted in a problem?
- 2 How did you solve it?
- 3 How can you find solutions for problems?



انظر وناقش الطقس مع زميل

1 Look and discuss the weather with your partner.

- On Sunday, it's going to be sunny.
يوم السبت, سيكون مشمس

- On Thursday, it's going to be rainbow.
يوم الخميس, سيكون قوس قزح

- On Friday, it's going to be windy
يوم الجمعة, سيكون يوم عاصف



On Wednesday, it's going to be rainy.

يوم الأربعاء, سيكون ممطر

2 Listen and write the letter. استمع ثم اكتب الحروف



a Sunday
الأحد

b Monday
الاثنين

c Tuesday
الثلاثاء

d Wednesday
الأربعاء

e Thursday
الخميس

3 In pairs, look and describe the photos and the weather in them.

بشكل ثنائي انظر ثم صف الصور حالة الطقس في كل صورة



The rain is falling in the street. It's very rainy today

يتساقط المطر في الشارع. اليوم إنه غزير جداً



The wind blowing in the trees. It's windy.

تهب الرياح بالاشجار. إنه طقس عاصف



It's sunny day. There are no clouds!

إنه يوم مشمس ولا توجد غيوم



It's cold and there is snow on the ground.

إنه بارد وهناك ثلج على الأرض




المفردات

استمع وإقرأ وتحقق بوضع علامة صح على الصورة الصحيحة

1 Listen, read, and check (✓) the correct picture.



فصل / موسم
season



2 Listen, point, and say. استمع وأشر وقل

انظر وإقرأ واكتب. استخدم الكلمات الموجودة في التمرين 1

3 Look, read, and write. Use the words in Exercise 1.



There are four seasons in the year: winter, spring, summer, and fall. It's cold and cloudy during the winter here.

The wind is very strong today. It's almost blowing the trees away!



انه ليس بارد اليوم. في الواقع درجة الحرارة دافئة. أحب الطقس في الصيف. حيث يكون حار.

I like the weather in the summer. It's hot and I can go to the beach.

سيكون الطقس بارد اليوم. تحتاج أن تلبس سترة. It's going to be cool today. You need to wear a sweater.

It's not cold today. The temperature is actually nice and warm.

وأستطيع أن أذهب إلى الشاطئ.



اقرأ الجدول

1 Read the chart.

	Question	Affirmative اثبات	Negative نفي
مضارع Present	What <i>is</i> the weather like today? كيف هو الطقس اليوم؟	It <i>is</i> sunny. طقس مشمس	It <i>isn't</i> hot. لم يكن حار
ماضي Past	What <i>was</i> the weather like yesterday? كيف كان الطقس بالأمس؟	It <i>was</i> cloudy. كان غائم	It <i>wasn't</i> windy. لم يكن شديد الرياح

اقرأ واكتب الرقم الصحيح

2 Read and write the correct number.

مرحبا عادل. كيف هو الطقس لديكم اليوم؟

Hi Adel. 'What is the weather like there today?'

It ²is snowy, and the temperature is about -10°C.

إنه مثلج ودرجة الحرارة حوالي 10 تحت الصفر

Here it ³was cloudy yesterday, but not today. 'What was the weather like yesterday?' ⁵Was it snowy?

'Yes, it was. And the day before, ...'. نعم إنه كذلك. وقبل أمس.

- ما الجملة التي تسأل عن الطقس في الوقت الحاضر؟
- a Which sentence asks about the weather in the present? 1
- ما هي كلمة الإجراء المستخدمة للحديث عن الحاضر؟
- b What action word is used to talk about the present? 2
- ما العبارة المستخدمة للسؤال عن الحاضر؟
- c What phrase is used to ask about the present? 1
- ما هي الجمل التي تسأل عن الطقس في الماضي؟
- d Which sentences ask about the weather in the past? 4 5
- ما هي كلمة الإجراء المستخدمة للتحدث عن الماضي؟
- e What action word is used to talk about the past? 3
- ما هي العبارة المستخدمة للسؤال عن الماضي؟
- f What phrase is used to ask about the past? 6

3 Order the words to make questions. Then ask and answer with your partner.

كيف هو طقس اليوم؟ طقس ممطر

Sunday	
Monday	
Tuesday	
Wednesday	
Thursday	

1 today / What / the weather / is / like / ?

What is the weather like today? It is rainy.

2 What / weather / like / was / the / on Monday / ?

What was the weather like on Monday? It was sunny/hot.

3 Tuesday / What / was / like / the / weather / on / ?

What was the weather like on Tuesday? It was cloudy.

4 Was / Wednesday / it / warm / on / ?

Was it warm on Wednesday? No, it's not. It was windy.

5 Was / sunny / on / it / Sunday / ?

Was it sunny on Sunday? Yes, it was.

6 Is / weather / the / today / rainy / ?

Is the weather rainy today? No, it's not. it's cloudy.

4 Answer the questions in Exercise 3 with a partner.

أجب على الأسئلة التي في التمرين 3 مع زميل

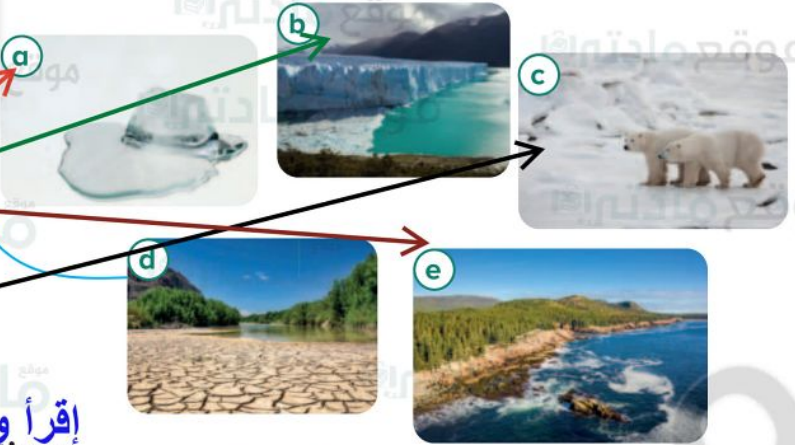


انظر وطابق

1 Look and match.

الاجتباس الحراري

- 1 global warming
- 2 ساحلي coastal
- 3 جليدي glacier
- 4 ذوبان melting
- 5 موطن habitat



اقرأ وأجب عن الاسئلة

2 Read and answer the questions.

ALASKA IS IN THE U.S.A., NEAR THE ARCTIC.
 IT HAS A COLD, DRY, POLAR CLIMATE,
 BUT IT IS CHANGING
 BECAUSE OF GLOBAL WARMING.

Alaska

In the past, the weather was very cold, and the ground was completely covered in **snow** in the north. There was also a lot of coastal sea **ice** and large glaciers.

The temperatures today are around -20 °C in January and 10°C in July. The weather is still cold in the winter, but warmer than in the past compared to the last 50 years.

But now, the weather is warmer. The temperatures are going to be rising, and, as a result, the sea ice is going to be melting. It's also not very **snowy** anymore in Alaska. Experts say that Alaska is going to get two degrees hotter by the year 2050.

The snow and ice are melting, so polar bears are losing their habitat. In the past, the weather was cool in the forests in the south, but now there are more hot, **sunny** days. This can cause forest fires which destroy habitats and harm animals.

- 1 Where is Alaska? It is near the Arctic.
- 2 What was the weather in the north like before? It was cold and snowy.
- 3 What is the weather in the north like now? The weather is warmer now.
- 4 Are the temperatures going to rise in the future? Yes, they are.
- 5 What was the weather in the forests like before? It was cool.
- 6 What is the weather in the forests like now? It can be hot and sunny.

انظر ثم صف الصور. تحدث كيف تكون المناخات مختلفة

3 Look and describe the pictures. Say how the climates are different.



In picture D, the leaves are brown. And it's cloudy.



3 Look and describe the pictures. Say how the climates are different.



Sample answers:

- In picture a, there are small leaves on the trees and flowers on the ground. it is sunny and cloudy.

- In picture b, there are lots of green leaves on the trees. It isn't rainy or cloudy.

- In picture C, there are no leaves on the trees, and there aren't any flowers. There is snow on the ground. It's cold.

- In picture D, the leaves are brown. And it's cloudy.

اقرأ وطابق

1 Read and match.

الأسماء

Nouns

- 1 شمس sun
2 مطر rain
3 ثلج snow
4 رياح wind
5 غيم cloud

الصفات

Adjectives

- a ممطر rainy
b غائم cloudy
c ثلجي snowy
d مشمس sunny
e عاصف windy

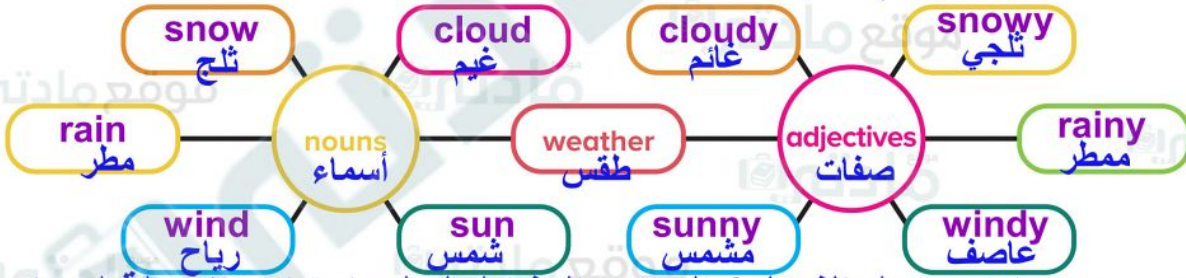
2 Look, read, and write.

انظر وإقرأ و اكتب



- 1 The sun (n) is in the sky. It's sunny (adj) today.
2 The wind (n) is blowing in the trees. It's going to be windy (adj) tomorrow.
3 There were lots of clouds (n) in the sky. It was very cloudy (adj) yesterday.
4 The rain (n) is falling in the streets. It's very rainy (adj) today.
5 There's snow (n) everywhere. It's very snowy (adj) today.

3 Think and write weather words. فكر ثم اكتب كلمات الطقس



اكتب حول الفصل / الموسم المفضل لديك. استخدم الاسئلة لمساعدتك

4 Write about your favorite season.

Use the questions to help you.

- 1 What's your favorite season?
لماذا تحب هذا فصل الشتاء أو الربيع أو الصيف أو الخريف؟
2 Why do you like winter, spring, summer, or fall?
ما التغييرات التي تشاهدها في الطبيعة؟
3 What changes do you see in nature?
كيف يبدو الطقس اليوم؟
4 What's the weather like?
ما الأنشطة التي تعملها في هذا الموسم؟
5 What activities do you do in this season?
موسمي المفضل

Mu Favorite Season
My favorite season is the fall. I love the fall because I like the warm weather particularly when it rains. cold, and there was less rain but this year it was warm and very rainy. We couldn't go climbing. That is because of global warming. We usually go to the mountains and do many activities such as climbing and camping.

Integrated Learning: Art

التعلم المتكامل: الفن

1 Look at these logos. Do you know them?

انظر إلى الشعارات هل تعرفها؟



القدية
Qiddiya



2 Read. Underline the words that say what logos do.

ما هو الشعار وماذا يعمل به؟

A logo uses images, words, or shapes. It is usually a simple design. Logos give your project an identity. They have a meaning. They tell stories or communicate messages. Logos can also reflect your vision and your values. They help people remember you.

هل تعرف هذا الشعار؟ ماذا يمثل الشعار؟

3 Do you know this logo? What does it represent?

The NEOM logo represents the Saudi vision for a new future.

نيوم هوية عالمية



نيوم

NEOM is a new project on the Red Sea coast of Saudi Arabia. There are going to be lots of different habitats in the project to help with global warming. The NEOM logo is beautiful and uses lots of colors. It also has a lot of meaning.



Each part of the logo shows a different part of the NEOM project: technology, nature, community, sustainability, and livability. All these things are important for everyone in the world. The NEOM logo has a global identity. The five parts are in a circle and represent the Saudi vision for a new future.

اكتب الكلمات بالترتيب الصحيح

4 Write the words in the correct place.



Technology تكنولوجيا

Community المجتمع

Nature الطبيعة

Sustainability الإستدامة

Livability قابلية العيش

Nature

Sustainability

Livability

Technology

Community

صمم شعار لمدرستك. اشرح شعارك

5 Design a logo for your school. Explain your logo.

على الطالب ان يرسم شعار مدرسته، مثل هذا الشعار



1 Play and answer.

Start / Finish

أكمل

1 Complete. **going to be**
It's _____ hot and sunny tomorrow.

أكمل

2 Complete.
It's **cloud** today.



أكمل

3 Complete.
What **are** you **going** to do tomorrow?

أكمل

7 Complete. **temperature**
What's the _____?
It's very hot.



ضع دائرة على الإجابة

6 Circle.
It's **windy** / **rainy**.



غير الاسماء إلى صفات

5 Change the nouns to adjectives:
sun **sunny**
rain **rainy**
wind **windy**
cloud **cloudy**

أكمل

4 Complete.
I'm **going** to go shopping tomorrow.

أجب على السؤال

8 Answer.
How is the weather different today from previous years in Alaska?

There is less snow

أكمل

9 Complete.
A **logo** uses images, words, or shapes.

ضع دائرة على الإجابة

10 Circle.
There's a lot of **snow** / **snowy** on the mountains.

صواب أو خطأ

11 True or false?
NEOM is a new project on the Red Sea coast of Saudi Arabia. **True**

قل ما هو

14 Say.
This is what we see when there's rain and sun together.

a rainbow

أجب على السؤال

13 Answer.
What does Zack have in his backpack?

an umbrella, sunhat, glasses, a flashlight, snacks

أكمل

12 Complete.
What **was** the weather like yesterday?

Return

المشروع

Project

اصنع طاحونة ورقية

Make a paper pinwheel.

- Get all your materials together. **الحصول على جميع المواد الخاصة**
- Use a square piece of construction paper. **استخدم قطعة مربع من ورق البناء**
- Draw four diagonal lines to the center. **ارسم أربع خطوط قطرية إلى المركز**
- Cut two thirds along the lines. **اقطع ثلثين على طول الورق**
- Fold the corners into the middle. **اطوى الزوايا إلى المنتصف**
- Attach the corners to a straw or stick. **قم بربط الزوايا بقشة أو عصا**
- Blow and make your finished pinwheel move. **انفخ واجعل طاحونة الهواء النهائية تتحرك**

حل المشروع في الصفحة التالية

Project

Make a paper pinwheel.

- Get all your materials together.
- Use a square piece of construction paper.
- Draw four diagonal lines to the center.
- Cut two thirds along the lines.
- Fold the corners into the middle.
- Attach the corners to a straw or stick.
- Blow and make your finished pinwheel move.



Sample answers:

How to make a paper pinwheel:

1. Use a square piece of card.
2. Draw four diagonal lines to the center of the card.
3. Cut along the lines but not all the way to the middle.
4. Cut along the lines but not all the way to the middle.
5. Fold the corners into the middle.
6. Attach with a paper pin fastener to the straw.

Goodbye! مع السلامة!

اقرأ واستمع

1 (G.1) Read and listen.

Getting Ready

الإستعداد

هيا! إنه وقت إجازاتنا

Come on! It's our vacation time!

هل سنذهب إلى الجزيرة؟

Are we going to go to the island?

نعم، سنذهب. سيكون الجو حارًا هناك، لذا خذوا شورتكم.

Yes, we are. It's going to be hot there so take your shorts.

لماذا قررنا الذهاب إلى الجزيرة؟

Why did we decide to go to the island?

Because Uncle Joe invited us!

Did he give us a map of the island?

لان العم جو قدم دعوة لنا

هل أعطانا خريطة للجزيرة؟

أوه، لا! لقد نسي إرسال الخريطة!

Oh, no! He forgot to send a map!

المروحية الحمراء

يا عزيزي! أريد العودة للمنزل

تمسك! نحن بصدد الهبوط للأرض.

The Red Helicopter

أنظر! لمن هذه المروحية؟

Look! Whose helicopter is that?

Oh, dear! I want to go home!

Hold on! We are going to land.

انها لنا. نحن سنذهب إلى الجزيرة بها

It's ours! We're going to go to the island in it!

أنظر! هذه هي الغابة التي رأيتها في الصورة

Look! This is the jungle that I saw in the photo!

ذاك مخيف يلزمنا أن نكون حذرين

That's scary! We need to be careful!

النمر المخيف - في الجزيرة

On the Island—The Scary Tiger

إنه نمر. هي أكثر الحيوانات خطورة في الغابة.

It's a tiger. They are the most dangerous animals in the jungle!

What was that noise?

ما هي تلك الضوضاء؟

Run! Help, help!
The tiger wants to eat us!

أسرع المساعدة، المساعدة! يريد النمر أكلنا

لمن ذلك المنزل؟

Whose house is that?

إنه منزل العم جو. لنذهب.

It's Uncle Joe's.
Let's go in.

Look! There's Uncle Joe. The tiger is going to eat him!

انظروا! هذا العم جو. النمر سيأكله!

No. This isn't a tiger. It's my cat, Benny, and he's very friendly!

لا. هذا ليس بنمر - انه قطي، بيني، ودود جداً

اقرأ وأجب

2 Read and answer.

- 1 Why are they going to go on vacation?
- 2 Who invited them to the island?
- 3 How do they get to the island?
- 4 What does Tang see from the helicopter?
- 5 Why is Bud frightened on the island?

6 What does Uncle Joe tell them about the animal?

3 Complete for you. أكمل بقية الجمل

- 1 I love vacation time because **it's exciting**
- 2 My family and I usually spend our vacations in ..**Abha**
- 3 When I am on vacation, I like **climbing**.

1. Because it's vacation time. / There is no school.
2. Uncle Joe invited them to the island.
3. They travel to the island by helicopter.
4. He can see the jungle that was in the photo.
5. Because he thinks he sees a tiger.
6. He says it's his cat, and it is friendly.

استمع وانظر ثم اختر الصورة الصحيحة.

4 Listen, look, and choose the correct picture.




انظر وأخبر عن بقية القصة

5 Look and tell the rest of the story.

What did the All Sorts do on the island the next day?

ماذا عمل الجميع في اليوم الثاني في الجزيرة؟



في اليوم الثاني، تسلق باد وتانج التل. جلو وفيز

The next day, Tang and Bud climbed the hill. Glo and Fizz ...

walked to the cave in the morning.

ذهبوا إلى الكهف في الصباح



The monkeys ate the snacks in the box and ran away.

أكلت القرود الوجبات الخفيفة الموجودة في الصندوق وهربت.



انظر وطابق

6 Look and match.

1 تل hill

2 رياح شديدة windy

3 ملابس مبللة wet clothes

4 كهف cave

5 يمشي walk

6 قرود monkeys

7 شقي naughty

8 يرسم draw

f

d

e

c

h

g

a

b

a

b

c

d

e

f

g

h



7 Look and write the story in Exercise 5.

انظر واكتب القصة التي في التمرين 5

First, ... Tang and Bud climbed the hill.

Then ... Fizz and Glo walked to a cave in the morning.

After that, ... A-J drew the monkeys.

Finally, ... The monkeys ate the snacks in the box and ran away.

8 Look, read, answer, and play the game.

انظر وإقرأ وأجب والعب اللعبة



ماذا يحب أحمد أن يعمله مع عائلته؟

What does Ahmed like to do with his family?

(Check your answer on p. 15.)

Why did Peter and Daisy go shopping?

(Check your answer on p. 50.)

لماذا ذهب بيتر وديزي للتسوق؟

لماذا ذهب بيتر وديزي للتسوق؟ لكي يشتروا هدية بمناسبة حفل تخرج

They wanted to buy a present.



ماذا تعمل كلاً من ألبا وليلى في منزل جدتهما

What do Alba and Layla do at her grandparents' house?

(Check your answer on p. 26.)

They're helping with chores.

هما يساعدانهم بالأعمال المنزلية.



ماذا تعمل سمانثا عندما شاهدوها الاطفال في ساحة اللعب؟

What is Samantha doing when the children see her on the playground?

(Check your answer on p. 38.)

كانت جالسة وتبكي

She is crying.

تحقق من الحل في صفحة 38, الوحدة الثالثة



لماذا كان الأب بحاجة لثلج لوضعه على قدمه؟

Why did Dad need ice on his foot?

(Check your answer on p. 74.)

He didn't see the toy car and fell.

لم يرى السيارة اللعبة فسقط.

أما تكونت اللعبة؟ اللعبة كانت بين فريقين, الفريق الأصفر والفريق الأزرق

What did the game consist of?

(Check your answer on p. 62.)

تحقق من الاجابة في صفحة 62, الوحدة الخامسة

كيف كان الطقس يبدوا في الاسكا في الماضي؟

What was the weather like in Alaska in the past?

(Check your answer on p. 102.)

تحقق من الحل في صفحة 102, الوحدة الثامنة

The weather was very cold and snowy.

كان الطقس بارداً جداً ومثلجاً.



ما هو الحيوان الذي تحبه الدكتورة سيلفيان؟ لماذا؟

What animal does Dr. Sullivan like? Why?

(Check your answer on p. 87.)

She likes the lion.

تحقق من الحل في صفحة 87 الوحدة السابعة

إنها تحب الأسد.

9 Read the poem.

We love our vacations!
Vacations are fun!
They're exciting and fun for everyone!

Goodbye, Grandma and Grandpa,
Aunt Sally and Uncle Tom, too.
Goodbye, kitten and monkey.
We won't forget any of you!
We're going on vacation.
We're going far away.
Our bags are packed. It's time to leave.
We're ready to go today!

We love our vacations!
Vacations are fun!
They're exciting and fun for everyone!

We're going to sleep on a mountain.
We're going to an island, too
We'll shop for Rana and Mona.
So many fun things to do!
We're going on vacation!
We're not going to school!
We'll have fun with Omar and Faiz.
It's going to be so cool!

We love our vacations!
Vacations are fun!
They're exciting and fun for everyone!

10 Read the poem aloud as a class.

Listen to music p 49
Loudly p 52, 54, 57
Lucky p 52, 54
Make a model p 46
Outside p 46, 49, 53, 55, 56
Play board games p 46, 49, 54
Play sports p 49
Play the piano p 49, 52, 54, 55
Play video games p 46, 47, 48, 49, 53
Quickly p 52, 55, 56, 57
Quietly p 52, 54, 55
Read books p 49
Run in the park p 49
See a movie p 49, 57
Slowly p 52
Take a photo p 46, 49
Texting p 46
Vlogging p 46
Watch TV p 49, 53
Write stories p 49

Unit 5

Cave p 58, 59, 61, 62, 65, 66
Close p 64
Countryside p 58, 60, 64
Decide p 60, 61, 62, 66
Deep p 64
Desert p 58, 61, 64
Earth p 58, 59
Fan p 68
Far p 64
Fields p 65
Fighting sports p 68
Finish p 61, 62
Forest p 58, 59, 61, 62, 63, 65
Forget p 60, 61
Ground p 62, 64
Hard p 64
High p 59, 64, 65
Hill p 58, 59, 60, 61, 62, 64
Island p 58, 65
Lake p 58, 59, 60, 62, 63, 64, 65
Land p 58, 59, 64
Low p 64, 69
Martial arts p 68
Mountain p 58, 61, 63, 64, 65
Prefer p 61, 66
Ride p 68
Roller coaster p 68
Safe p 68

Scary p 68
Show p 68
Theme park p 68
Try p 61
Waterfall p 58, 61, 62, 63, 64

TERM

3

Unit 6

All right p 76
Back p 70, 77
Band aid p 76, 77, 78, 79
Cough p 70, 71, 73, 80
Cry p 70
Cut p 70, 76, 77, 78
Downstairs p 76, 77
Earache p 70, 73, 79
Fall 70, 73, 76
Headache p 70, 72, 73, 77, 78, 79
Hurt p 70, 71, 73, 74, 76, 77, 78, 80
Ill p 76
Medicine p 72, 75, 78
Put on p 76, 81
Sick p 70, 77, 78
Stomach p 73, 76, 77
Stomachache p 70, 71, 73, 76, 77
Take care p 80
Take off p 76
Toothache p 70, 72, 73
Upstairs p 76, 79
What's the matter? p 76
Wrong p 76, 77
X-ray p 70, 72, 73, 74, 76, 79

Unit 7

Asleep p 82
Brave p 85, 89, 93
Cage p 82, 83
Careful p 89, 90, 91
Elephant p 85, 88, 92
Smart p 89
Danger p 82, 91
Fast p 82, 83, 89, 91, 92
Friendly p 88, 89, 90, 92
Frightened p 82, 84, 86, 90
Giraffe p 85, 88, 89

Jungle p 82, 85, 90, 91
Kangaroo p 82, 85, 90
Lion p 82, 83, 87, 88, 89, 91
Panda p 82, 84, 85, 87
Polar p 82, 83, 85
Bear p 82, 83, 85
Pretty p 88, 90
Safe p 86, 88, 89
Slow p 88
Slowly p 82, 89, 93
Tall p 88, 89
Tiger p 84, 85, 92
Tortoise p 86, 88

Unit 8

Communicate p 104
Community p 104
Cloud p 94, 95, 98
Cloudy p 94, 96, 97, 100, 101, 102
Cold p 94, 95, 97, 98, 100, 102
Cool p 100, 102
Fall p 100, 103
Hot p 94, 95, 97, 98, 100, 101, 102, 105
Ice p 94, 95, 102
Identity p 104
Livability p 104
Logo p 104
Rain p 94, 95, 96, 97, 98, 103
Rainbow p 94, 95
Reflect p 104
Season p 100, 103
Shape p 104
Sky p 94, 95, 103
Snow p 95, 97, 98, 102, 103, 105
Spring p 100, 103
Sun p 94, 95, 98, 103, 104
Sunny p 94, 96, 97, 101, 102, 103, 105
Sustainability p 104
Technology p 104
Temperature p 100, 101, 102
Value p 104
Warm p 100, 101, 102
Weather p 94, 95, 96, 97, 98, 99, 101, 102, 103, 104
Wind p 94, 100, 103, 104
Windy p 94, 95, 97, 101, 103, 104, 105

Audio Track List

Track	Term	Unit	Student Book Section
W.1	Term 1	Welcome!	Copyright
W.2	Term 1	Welcome!	Exercise 2, Listen and read.
W.3	Term 1	Welcome!	Exercise 3, Listen again and chant.
W.4	Term 1	Welcome!	Exercise 1, Listen, read, and answer.
W.5	Term 1	Welcome!	Exercise 2, Read, look, and match. Then listen and say.
W.6	Term 1	Welcome!	Exercise 4, Listen, point, and say.
1.1	Term 1	Unit 1	Exercise 1, Look, listen, and complete.
1.2	Term 1	Unit 1	Exercise 2, Listen, point, and say.
1.3	Term 1	Unit 1	Exercise 2, Listen, read, and choose the correct answer.
1.4	Term 1	Unit 1	Exercise 2, Listen and match.
1.5	Term 1	Unit 1	Exercise 3, Listen again. Correct the sentences.
1.6	Term 1	Unit 1	Exercise 1, Listen, look, and number.
1.7	Term 1	Unit 1	Exercise 2, Listen, point, and say.
2.1	Term 1	Unit 2	Exercise 1, Listen and number.
2.2	Term 1	Unit 2	Exercise 2, Listen, point, and say.
2.3	Term 1	Unit 2	Exercise 4, Listen, read, and complete.
2.4	Term 1	Unit 2	Exercise 5, Listen again and chant.
2.5	Term 1	Unit 2	Exercise 2, Listen and read. Write true or false. Correct the false statements.
2.6	Term 1	Unit 2	Exercise 2, Listen and number in order.
2.7	Term 1	Unit 2	Exercise 3, Listen again and choose the correct words.
2.8	Term 1	Unit 2	Exercise 1, Listen and number.
2.9	Term 1	Unit 2	Exercise 2, Listen, point, and say.
3.1	Term 2	Unit 3	Exercise 1, Listen, read, and point.

Track	Term	Unit	Student Book Section
3.2	Term 2	Unit 3	Exercise 2, Listen, point, and say.
3.3	Term 2	Unit 3	Exercise 2, Listen and read. Write true or false.
3.4	Term 2	Unit 3	Exercise 2, Listen and choose the correct word.
3.5	Term 2	Unit 3	Exercise 3, Read about the story. Correct the mistakes. Then listen and check.
3.6	Term 2	Unit 3	Exercise 2, Listen, point, and say.
4.1	Term 2	Unit 4	Exercise 1, Listen, read, and point.
4.2	Term 2	Unit 4	Exercise 2, Listen, point, and say.
4.3	Term 2	Unit 4	Exercise 2, Listen and read.
4.4	Term 2	Unit 4	Exercise 2, Listen and answer the questions.
4.5	Term 2	Unit 4	Exercise 1, Listen and number in order.
4.6	Term 2	Unit 4	Exercise 2, Listen, point, and say.
5.1	Term 2	Unit 5	Exercise 1, Listen, look, and number.
5.2	Term 2	Unit 5	Exercise 2, Listen, point, and say.
5.3	Term 2	Unit 5	Exercise 4, Listen, read, and complete.
5.4	Term 2	Unit 5	Exercise 5, Listen again and chant.
5.5	Term 2	Unit 5	Exercise 2, Listen and read.
5.6	Term 2	Unit 5	Exercise 2, Listen and circle.
5.7	Term 2	Unit 5	Exercise 3, Listen and read. Write true or false. Correct the false sentences.
5.8	Term 2	Unit 5	Exercise 1, Listen, look, and number.
5.9	Term 2	Unit 5	Exercise 2, Listen, point, and say.
6.1	Term 3	Unit 6	Exercise 1, Listen, read, and write the day.

Track	Term	Unit	Student Book Section
6.2	Term 3	Unit 6	Exercise 2, Listen, point, and say.
6.3	Term 3	Unit 6	Exercise 2, Listen and read.
6.4	Term 3	Unit 6	Exercise 2, Listen and number.
6.5	Term 3	Unit 6	Exercise 3, Listen again and check or cross.
6.6	Term 3	Unit 6	Exercise 1, Listen and number the people.
6.7	Term 3	Unit 6	Exercise 2, Listen, point, and say.
6.8	Term 3	Unit 6	Exercise 4, Listen and complete.
6.9	Term 3	Unit 6	Exercise 5, Listen again and chant.
7.1	Term 3	Unit 7	Exercise 1, Listen and number.
7.2	Term 3	Unit 7	Exercise 2, Listen, point, and say.
7.3	Term 3	Unit 7	Exercise 6, Listen, read, and choose.
7.4	Term 3	Unit 7	Exercise 7, Listen again and chant.
7.5	Term 3	Unit 7	Exercise 3, Listen and read.
7.6	Term 3	Unit 7	Exercise 2, Listen to the conversation. Check your answers for Exercise 1.
7.7	Term 3	Unit 7	Exercise 3, Listen again and match.
7.8	Term 3	Unit 7	Exercise 1, Listen and number.
7.9	Term 3	Unit 7	Exercise 2, Listen, point, and say.
8.1	Term 3	Unit 8	Exercise 1, Listen, read, and number.
8.2	Term 3	Unit 8	Exercise 2, Listen, point, and say.
8.3	Term 3	Unit 8	Exercise 4, Listen, read, and circle the weather words.
8.4	Term 3	Unit 8	Exercise 5, Listen again, read, and sing.
8.5	Term 3	Unit 8	Exercise 2, Listen and read.
8.6	Term 3	Unit 8	Exercise 2, Listen and write the letter.
8.7	Term 3	Unit 8	Exercise 1, Listen, read, and check the correct picture.
8.8	Term 3	Unit 8	Exercise 2, Listen, point, and say.
G.1		Goodbye!	Exercise 1, Read and listen.
G.2		Goodbye!	Exercise 4, Listen, look, and choose the correct picture.

Track	Term	Unit	Workbook Section
W.1	Term 1	Welcome!	Copyright
W.2	Term 1	Welcome!	Exercise 1, Listen and order.
1.1	Term 1	Unit 1	Exercise 1. Listen and draw lines.
1.2	Term 1	Unit 1	Exercise 2. Listen again, look at the picture, and complete the notes.
1.3	Term 1	Unit 1	Exercise 3. Listen and complete.
2.1	Term 1	Unit 2	Exercise 1. Listen and check the correct answer.
2.2	Term 1	Unit 2	Exercise 1. Listen and order.
2.3	Term 1	Unit 2	Exercise 3, Listen and answer yes or no.
3.1	Term 2	Unit 3	Exercise 1. Listen and check.
3.2	Term 2	Unit 3	Exercise 2. Listen again and complete the notes.
3.3	Term 2	Unit 3	Exercise 4. Listen to the end of the story and answer yes or no.
4.1	Term 2	Unit 4	Exercise 2. Listen and draw lines.
4.2	Term 2	Unit 4	Exercise 3. Listen again and answer yes or no.
5.1	Term 2	Unit 5	Exercise 1. Listen and write what Jake's favorite activity is.
5.2	Term 2	Unit 5	Exercise 2. Listen again and match.
5.3	Term 2	Unit 5	Exercise 1. Listen and underline the wrong words.
6.1	Term 3	Unit 6	Exercise 1. Listen and check.
6.2	Term 3	Unit 6	Exercise 2. Listen again and answer yes or no.
6.3	Term 3	Unit 6	Exercise 1. Listen and choose the correct option.
7.1	Term 3	Unit 7	Exercise 2. Listen to Seth talking to Dr. Sullivan. Check your answers in Exercise 1.
7.2	Term 3	Unit 7	Exercise 3. Listen again and complete the notes.
7.3	Term 3	Unit 7	Exercise 1. Listen and complete. Use the words in the box.
8.1	Term 3	Unit 8	Exercise 1. Listen about this family's vacation and color.
8.2	Term 3	Unit 8	Exercise 2. Listen again and draw lines.
8.3	Term 3	Unit 8	Exercise 1, Listen and complete.